

City of Casper, Wyoming
All Funds Budget Comparison
For Fiscal Year 2023 as of August 31, 2022
16.67 % OF THE FISCAL YEAR HAS ELAPSED

Fund	REVENUES		EXPENDITURES		Anticipated Year-End Net Income (Shortfall)
	Revised Budget	Year To Date	Revised Budget	Year To Date	
General Fund	\$ 51,941,377	\$ 4,846,260	\$ 58,211,171	\$ 12,990,666	\$ (6,269,794)
Opportunities Fund	99,132	180,738	1,189,512	310	(1,090,380)
Perpetual Care Fund	340,669	809,400	330,736	47,842	9,933
Debt Service Fund	5,065,260	4,970,582	489,618	23	4,575,642
Metro Animal Fund	1,476,303	33,372	1,647,955	146,840	(171,652)
River Fund	7,314,053	225,182	7,278,550	1,025	35,503
CARES Act Funding	-	343,621	40,550	26,374	(40,550)
Weed & Pest Fund	802,897	16,628	725,615	57,702	77,282
Special Fire Assistance Fund	461,072	-	461,073	8,558	(1)
Revolving Land Fund	1,730,849	19,747	690,295	34	1,040,554
Police Grants Fund	222,509	69,189	222,509	29,532	-
Public Transit Fund	4,285,879	48,413	4,403,441	360,186	(117,562)
Metropolitan Planning	1,549,960	11,281	1,561,668	67,984	(11,708)
Public Safety Communications	2,933,431	149,535	2,974,563	510,871	(41,132)
Redevelopment Loan Fund	63,157	59,892	63,157	59,892	-
Capital Projects Fund	25,321,490	1,249,987	43,708,188	1,209,066	(18,386,698)
Water Distribution Fund	15,285,221	4,777,336	21,379,222	4,462,888	(6,094,001)
Water Treatment Plant Ops Fund	3,830,789	623,377	3,830,789	964,857	-
Sewer Fund	6,942,876	1,114,740	10,128,845	1,144,300	(3,185,969)
Wastewater Treatment Plant	14,673,016	1,431,634	17,379,204	651,459	(2,706,188)
Refuse Collection Fund	10,056,082	1,263,206	11,060,767	1,082,564	(1,004,685)
Balefill Fund	8,760,010	1,548,327	17,162,184	1,817,356	(8,402,174)
Aquatics Fund	1,224,376	259,625	1,224,376	259,421	-
Golf Course Fund	958,000	382,928	1,072,314	202,636	(114,314)
Ice Arena Fund	595,453	76,905	595,453	85,350	-
Recreation Center Fund	1,217,324	207,392	1,217,324	246,224	-
Hogadon Fund	1,015,949	75,992	1,030,949	98,715	(15,000)
Ford Wyoming Center Fund	1,069,384	164,047	1,134,354	161,767	(64,970)
Parking Fund	16,977	6,158	50,587	6,437	(33,610)
Fleet Maintenance Fund	3,417,927	447,277	3,417,927	557,700	-
Buildings and Structures Fund	1,541,399	251,042	1,555,914	242,674	(14,515)
Health Insurance Fund	25,576	93,440	417,324	26,551	(391,748)
Property Insurance Fund	2,612,012	402,715	2,366,989	1,588,209	245,023
Total	\$ 176,850,409	\$ 26,159,969	\$ 219,023,123	\$ 29,116,010	\$ (42,172,714)

City of Casper, Wyoming
All Funds Statement of Revenues
For Fiscal Year 2023 as of August 31, 2022
16.67 % OF THE FISCAL YEAR HAS ELAPSED

Fund	Adopted Budget	Changes and Amendments	Revised Budget	Current Year To Date	Current Year % of Budget
General Fund	\$ 51,926,377	\$ 15,000	\$ 51,941,377	\$ 4,846,260	9%
Opportunities Fund	99,132	-	99,132	180,738	182%
Perpetual Care Fund	340,669	-	340,669	809,400	238%
Debt Service Fund	108,788	4,956,472	5,065,260	4,970,582	98%
Metro Animal Fund	1,476,303	-	1,476,303	33,372	2%
River Fund	6,977,762	336,291	7,314,053	225,182	3%
CARES Act Funding	-	-	-	343,621	
Weed & Pest Fund	802,897	-	802,897	16,628	2%
Special Fire Assistance Fund	310,911	150,161	461,072	-	0%
Revolving Land Fund	1,730,849	-	1,730,849	19,747	1%
Police Grants Fund	222,509	-	222,509	69,189	31%
Public Transit Fund	3,258,798	1,027,081	4,285,879	48,413	1%
Metropolitan Planning	1,439,416	110,544	1,549,960	11,281	1%
Public Safety Communications	2,933,431	-	2,933,431	149,535	5%
Redevelopment Loan Fund	63,157	-	63,157	59,892	95%
Capital Projects Fund	23,229,487	2,092,003	25,321,490	1,249,987	5%
Water Distribution Fund	15,285,221	-	15,285,221	4,777,336	31%
Water Treatment Plant Ops Fund	3,830,789	-	3,830,789	623,377	16%
Sewer Fund	6,942,876	-	6,942,876	1,114,740	16%
Wastewater Treatment Plant	6,993,641	7,679,375	14,673,016	1,431,634	10%
Refuse Collection Fund	10,056,082	-	10,056,082	1,263,206	13%
Balefill Fund	8,349,686	410,324	8,760,010	1,548,327	18%
Aquatics Fund	1,224,376	-	1,224,376	259,625	21%
Golf Course Fund	958,000	-	958,000	382,928	40%
Ice Arena Fund	595,453	-	595,453	76,905	13%
Recreation Center Fund	1,217,324	-	1,217,324	207,392	17%
Hogadon Fund	1,015,949	-	1,015,949	75,992	7%
Ford Wyoming Center Fund	992,219	77,165	1,069,384	164,047	15%
Parking Fund	16,977	-	16,977	6,158	36%
Fleet Maintenance Fund	3,417,927	-	3,417,927	447,277	13%
Buildings and Structures Fund	1,541,399	-	1,541,399	251,042	16%
Health Insurance Fund	25,576	-	25,576	93,440	365%
Property Insurance Fund	2,612,012	-	2,612,012	402,715	15%
Total	\$ 159,995,993	\$ 16,854,416	\$ 176,850,409	\$ 26,159,969	15%

City of Casper, Wyoming
All Funds Statement of Expenditures
For Fiscal Year 2023 as of August 31, 2022
16.67 % OF THE FISCAL YEAR HAS ELAPSED

Fund	Adopted Budget	Carry-over Encumbrances and Amendments	Current Year Budget	Current Year To Date	Current Year % of Budget
General Fund	\$ 51,926,377	\$ 6,284,794	\$ 58,211,171	\$ 12,990,666	22%
Opportunities Fund	1,189,512	-	1,189,512	310	0%
Perpetual Care Fund	330,736	-	330,736	47,842	14%
Debt Service Fund	124,912	364,706	489,618	23	0%
Metro Animal Fund	1,647,955	-	1,647,955	146,840	9%
River Fund	6,873,510	405,040	7,278,550	1,025	0%
CARES Act Funding	-	40,550	40,550	26,374	65%
Weed & Pest Fund	725,615	-	725,615	57,702	8%
Special Fire Assistance Fund	310,911	150,162	461,073	8,558	2%
Revolving Land Fund	690,150	145	690,295	34	0%
Police Grants Fund	222,509	-	222,509	29,532	13%
Public Transit Fund	3,258,798	1,144,643	4,403,441	360,186	8%
Metropolitan Planning	1,439,416	122,252	1,561,668	67,984	4%
Public Safety Communications	2,824,562	150,001	2,974,563	510,871	17%
Redevelopment Loan Fund	63,157	-	63,157	59,892	95%
Capital Projects Fund	26,625,600	17,082,588	43,708,188	1,209,066	3%
Water Distribution Fund	16,694,218	4,685,004	21,379,222	4,462,888	21%
Water Treatment Plant Ops Fund	3,830,789	-	3,830,789	964,857	25%
Sewer Fund	8,044,584	2,084,261	10,128,845	1,144,300	11%
Wastewater Treatment Plant	7,438,806	9,940,398	17,379,204	651,459	4%
Refuse Collection Fund	9,720,097	1,340,670	11,060,767	1,082,564	10%
Balefill Fund	8,161,755	9,000,429	17,162,184	1,817,356	11%
Aquatics Fund	1,224,376	-	1,224,376	259,421	21%
Golf Course Fund	1,070,907	1,407	1,072,314	202,636	19%
Ice Arena Fund	595,453	-	595,453	85,350	14%
Recreation Center Fund	1,217,324	-	1,217,324	246,224	20%
Hogadon Fund	1,015,949	15,000	1,030,949	98,715	10%
Ford Wyoming Center Fund	992,219	142,135	1,134,354	161,767	14%
Parking Fund	48,729	1,858	50,587	6,437	13%
Fleet Maintenance Fund	3,417,927	-	3,417,927	557,700	16%
Buildings and Structures Fund	1,541,399	14,515	1,555,914	242,674	16%
Health Insurance Fund	417,324	-	417,324	26,551	6%
Property Insurance Fund	2,244,711	122,278	2,366,989	1,588,209	67%
Total	\$ 165,930,287	\$ 53,092,836	\$ 219,023,123	\$ 29,116,010	13%

City of Casper, Wyoming
Summary of Cash, Investments, Other Monetary Assets and Working Capital

For Fiscal Year 2023 as of August 31, 2022
16.67 % OF THE FISCAL YEAR HAS ELAPSED

	Cash and Investments			Working Capital			
	Cash	Investments	Market Adjustments	Total	Current Assets	Current Liabilities	Total
General Fund	\$ 4,343,933	\$ 21,340,207	\$ -	\$ 25,684,140	\$ 1,557,569	\$ (5,376,006)	\$ 21,865,703
Capital Projects Funds							
Opportunities Fund	309,889	6,409,612	-	6,719,501	-	-	6,719,501
Capital Projects Fund	1,796,836	44,563,708	-	46,360,544	84,606	(893,434)	45,551,717
Trust & Agency Funds							
Perpetual Care Fund	504,747	28,937,998	-	29,442,745	-	-	29,442,745
Metro Animal Fund	305,948	540,369	-	846,318	5,517	(60,021)	791,813
River Fund	745,989	100,001	-	845,990	-	(223,251)	622,739
CARES Act Funding	11,089	12,235,888	-	12,246,978	-	(1,115,978)	11,131,000
Public Safety Communications	404,622	-	-	404,622	35,159	(111,872)	327,909
Health Insurance Fund	171,109	3,340,861	-	3,511,970	-	(70,890)	3,441,080
Debt Service Funds	200,204	5,533,557	-	5,733,761	(14,641)	-	5,719,119
Special Revenue Funds							
Weed & Pest Fund	214,859	783,453	-	998,313	-	(20,891)	977,422
Special Fire Assistance Fund	12,670	-	-	12,670	-	-	12,670
Revolving Land Fund	116,565	706,034	-	822,599	-	-	822,599
Police Grants Fund	(101,556)	-	-	(101,556)	178,122	(18,151)	58,414
Public Transit Fund	(1,310,829)	-	-	(1,310,829)	189,087	(141,184)	(1,262,927)
Metropolitan Planning	182,116	-	-	182,116	98,357	(34,665)	245,809
Redevelopment Loan Fund	100,937	-	-	100,937	4,027	(4,027)	100,937
Utility Enterprise Funds							
Water Distribution Fund	1,076,788	17,807,039	-	18,883,827	2,483,160	(2,364,777)	19,002,210
Water Treatment Plant Ops Fund	(136,824)	-	-	(136,824)	399,284	(637,419)	(374,960)
Sewer Fund	1,109,998	5,872,348	-	6,982,346	558,501	(555,313)	6,985,535
Wastewater Treatment Plant	742,375	11,761,394	-	12,503,769	684,811	(424,994)	12,763,586
Refuse Collection Fund	871,907	3,157,678	-	4,029,585	609,258	(411,820)	4,227,024
Balefill Fund	803,742	11,949,365	-	12,753,107	591,967	(998,064)	12,347,010
Parks & Recreation Enterprise Funds							
Aquatics Fund	39,753	-	-	39,753	-	(81,093)	(41,340)
Golf Course Fund	718,483	-	-	718,483	35,194	(46,311)	707,367
Ice Arena Fund	(73,797)	-	-	(73,797)	8,508	(22,889)	(88,178)
Recreation Center Fund	(334,981)	-	-	(334,981)	3,286	(68,302)	(399,996)
Hogadon Fund	168,703	-	-	168,703	57,077	(29,495)	196,285
Ford Wyoming Center Fund	320,767	-	-	320,767	3,850	(298,114)	26,504
Other Enterprise Funds - Parking	8,997	144,903	-	153,900	-	-	153,900
Internal Service Funds							
Fleet Maintenance Fund	245,254	-	-	245,254	84,952	(200,464)	129,742
Buildings and Structures Fund	421,526	-	-	421,526	5,908	(76,597)	350,837
Property Insurance Fund	(881,909)	-	-	(881,909)	26,840	(56,558)	(911,627)
	\$ 13,109,911	\$ 175,184,415	\$ -	\$ 188,294,326	\$ 7,690,399	\$ (14,342,578)	\$ 181,642,147

City of Casper, Wyoming
Summary of Cash and Investments
For Fiscal Year 2023 as of August, 31 2022

Bank Accounts

Petty Cash	\$ 15,037
Petty Cash	2,020
Concentration	9,652,567
Expense Checking	(49,548)
Customer Refund	(545)
Wire Transfer	-
Court Bonds	204,965
CEC Show Account	298,114
Police Evidence Account	83,537
Firehouse Redevelopment	-
Outgoing EFT	365,045

Total Cash **\$ 10,571,190**

Investments

General Fund	\$ 21,340,207
Opportunities Fund	6,409,612
Perpetual Care Fund	28,937,998
Debt Service Fund	5,533,557
Metro Animal Fund	540,369
River Fund	100,001
CARES Act Funding	12,235,888
Weed & Pest Fund	783,453
Revolving Land Fund	706,034
Capital Projects Fund	44,563,708
Water Distribution Fund	17,807,039
Sewer Fund	5,872,348
Wastewater Treatment Plant	11,761,394
Refuse Collection Fund	3,157,678
Balefill Fund	11,949,365
Parking Fund	144,903
Health Insurance Fund	3,340,861

Total Investments **\$ 175,184,415**

Other Assets

General Fund	
Notes/Loans Receivable	\$ 818,697
Opportunities Fund	
Notes/Loans Receivable	299,422
Perpetual Care Fund	
Notes/Loans Receivable	1,027,911
Debt Service Fund	
Notes/Loans Receivable	(18,053)
Penalty Receivable	5,406
Principal Receivable	130,565
Redevelopment Loan Fund	
Notes/Loans Receivable	164,000
Capital Projects Fund	
Notes/Loans Receivable	95,044

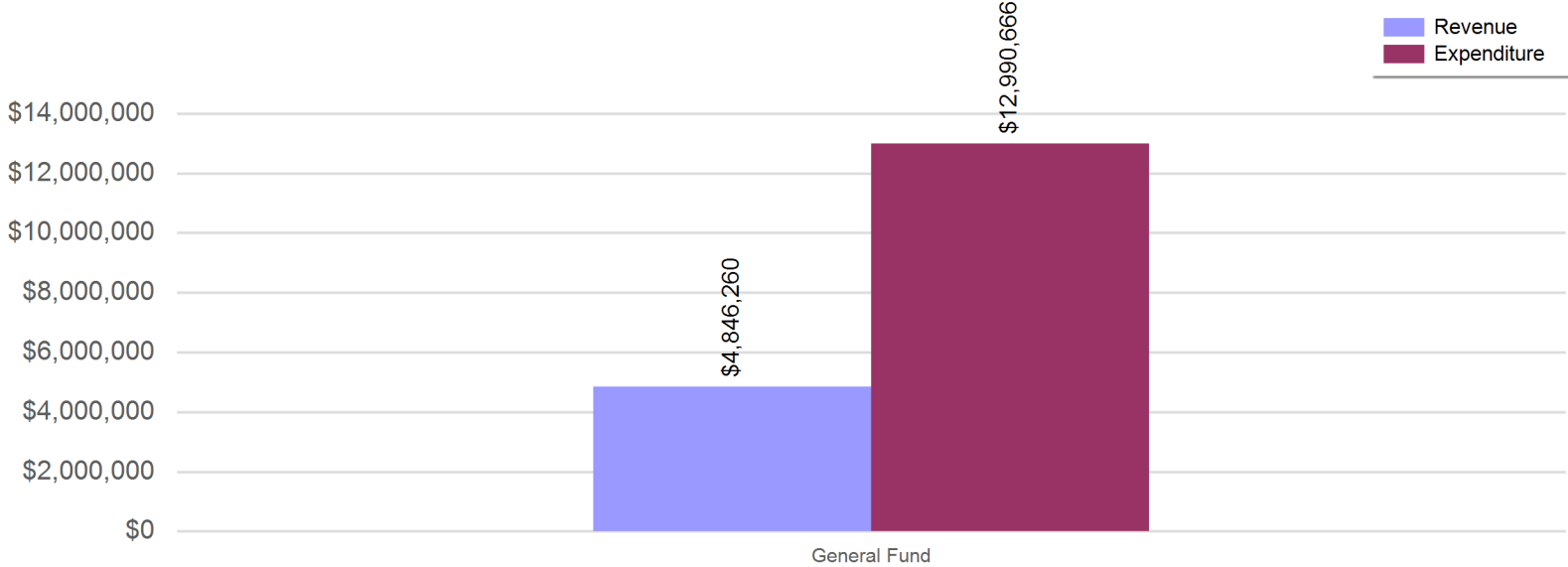
Total Other Assets **\$ 2,522,991**

City of Casper, Wyoming
General Fund Balance Sheet
For Fiscal Year 2023 as of August 31, 2022
16.67 % OF THE FISCAL YEAR HAS ELAPSED

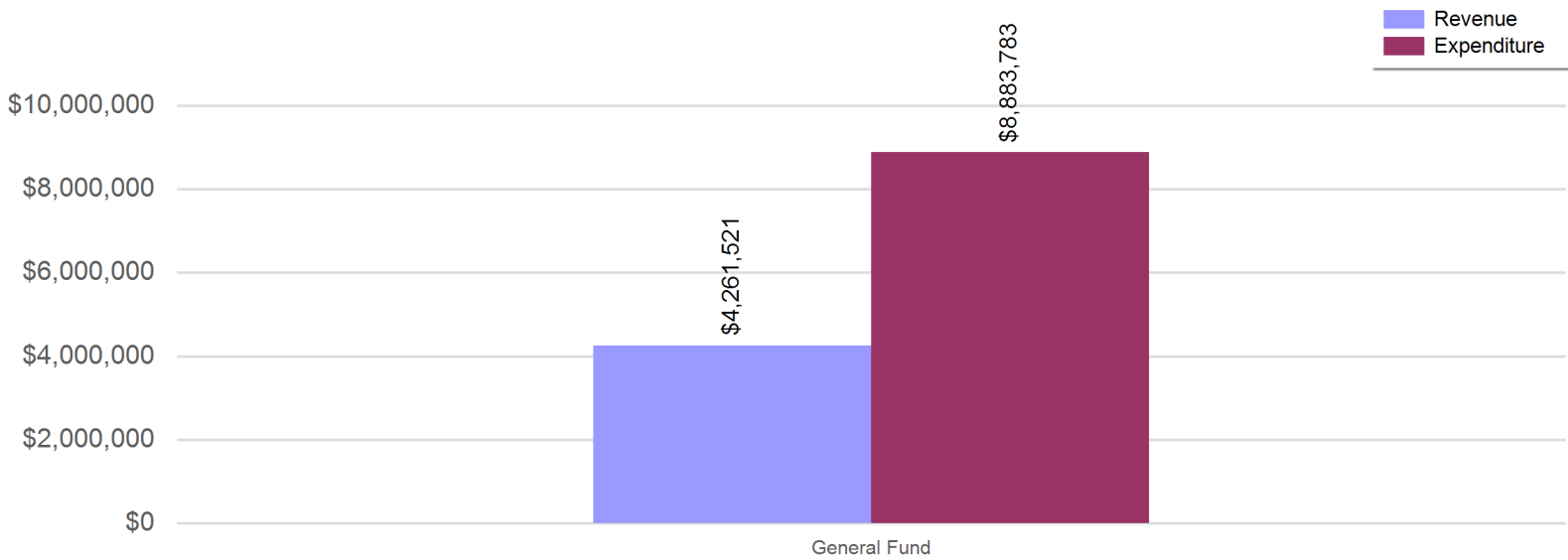
	General Fund
ASSETS	
Current Assets	
Cash	\$ 4,343,933
Investments	21,340,207
Market Adjustments	-
Inventory	84,156
Interest Receivable	-
Grants Receivable	-
Loans Receivable	818,697
Accounts Receivable	1,449,419
Prepaid Expenses	23,994
Total Current Assets	28,060,406
Total Assets	\$ 28,060,406
LIABILITIES	
Current Liabilities	
Accounts Payable	\$ 1,488,346
Accrued Wages and Benefits Payable	1,084,260
Deferred Revenue	99,988
Held in Trust - Cell Tower	2,703,412
Total Current Liabilities	5,376,006
Non-Current Liabilities	
Funds Held in Trust	9,311
Total Non-Current Liabilities	9,311
Total Liabilities	\$ 5,385,317
NET POSITION	
Unrestricted	\$ 22,675,089
Total Net Position	\$ 22,675,089

City of Casper, Wyoming
General Fund Revenue Expenditure Comparison
For Fiscal Year 2023 as of August 31, 2022
16.67 % OF THE FISCAL YEAR HAS ELAPSED

General Fund YTD Revenue and Expenditure Comparison



General Fund MTD Revenue and Expenditure Comparison



City of Casper, Wyoming
General Fund Statement of Expenditures

For Fiscal Year 2023 as of August 31, 2022
16.67 % OF THE FISCAL YEAR HAS ELAPSED

Organization	Revised Budget	Current Year To Date	Current Year % of Budget
General Fund Revenue	\$ 75,960	\$ 8,417	11%
General Fund Transfers Out	10,493,619	5,351,704	51%
City Council	300,603	55,661	19%
City Manager	981,506	131,403	13%
City Clerk	460,149	64,773	14%
Social Community Services	1,341,981	347,207	26%
Municipal Court	762,304	128,739	17%
City Attorney	734,721	112,876	15%
Human Resources	819,106	162,605	20%
City Hall	425,472	70,318	17%
Marathon Building	19,110	2,217	12%
Miller St. Dormitory	43,883	7,037	16%
City Center Building	77,917	12,258	16%
Ash Street Building	29,522	2,312	8%
Casper Business Center	79,672	14,799	19%
Information Services	1,987,722	372,697	19%
Finance	853,855	110,619	13%
Customer Service	846,512	129,546	15%
Engineering	890,375	138,137	16%
Streets	3,449,733	374,447	11%
Traffic Control	795,084	49,378	6%
Community Development	1,484,391	214,616	14%
Police Administration	16,216,977	2,473,251	15%
Police Career Services	430,000	59,113	14%
Police Investigations	42,000	3,150	8%
Fire-EMS Administration	10,141,939	1,744,652	17%
Fire-EMS Operations	737,486	122,152	17%
Fire-EMS Training	132,750	26,256	20%
Fire-EMS Prevent & Inspect	50,903	3,710	7%
Parks - Athletic Maint.	474,962	71,227	15%
Parks - Parks Maint.	1,869,107	383,401	21%
Parks - Urban Forestry	21,234	1,715	8%
Parks - Special Areas	139,700	40,215	29%
Cemetery	501,192	112,373	22%
Ft. Caspar Museum	499,724	87,686	18%
Total	\$ 58,211,171	\$ 12,990,666	22%

City of Casper, Wyoming
General Fund Statement of Revenues and Expenditures
For Fiscal Year 2023 as of August 31, 2022
16.67 % OF THE FISCAL YEAR HAS ELAPSED

	<u>Revised Budget</u>	<u>Current Year To Date</u>	<u>Current Year % of Budget</u>
Revenues:			
Investments	\$ -	\$ 710,041	
General Property Tax	5,368,052	27,902	0.52%
Licences and Permits	5,845,236	180,524	3.09%
Automobile Tax	1,547,309	-	0.00%
Cigarette Tax	229,339	19,329	8.43%
Direct Distribution	4,658,159	2,329,079	50.00%
Federal Grants	5,000	-	0.00%
Gaming Revenue	1,000,000	560,577	56.06%
Gasoline Tax	1,281,528	85,697	6.69%
Intergovernmental User Charges	34,057	-	0.00%
Mineral Royalites Tax	2,073,642	-	0.00%
Municipal Share of State Sales	20,402,721	-	0.00%
Severance Tax	2,067,465	-	0.00%
Special Fuels Tax	583,234	54,678	9.38%
Goods and Svcs Rev	4,443,110	554,992	12.49%
Fines and Forfeits	1,285,000	161,236	12.55%
Misc Revenue	1,099,715	159,235	14.48%
Loan Receipts	16,576	2,763	16.67%
Transfers In	1,234	206	16.67%
Total Revenues	\$ 51,941,377	\$ 4,846,260	9.33%
	<u>Revised Budget</u>	<u>Current Year To Date</u>	<u>Current Year % of Budget</u>
Expenditures:			
Personnel Services	\$ 33,924,367	\$ 5,508,864	16.24%
Materials & Supplies	3,966,987	396,934	10.01%
Contractual Services	5,222,153	764,709	14.64%
Capital Outlay	46,714	5,468	11.71%
Transfers Out	10,493,619	5,351,704	51.00%
Other Costs	3,521,298	720,723	20.47%
Utility Expense	1,036,033	242,263	23.38%
Total Expenditures	\$ 58,211,171	\$ 12,990,666	22.32%
Net Revenue (Shortfall)	\$ (6,269,794)	\$ (8,144,406)	-12.99%

City of Casper, Wyoming
General Fund Summary of Cash and Investments
For Fiscal Year 2023 as of August 31, 2022
16.67 % OF THE FISCAL YEAR HAS ELAPSED

Cash	\$	4,343,933
Investments		21,340,207
	\$	<u>25,684,140</u>

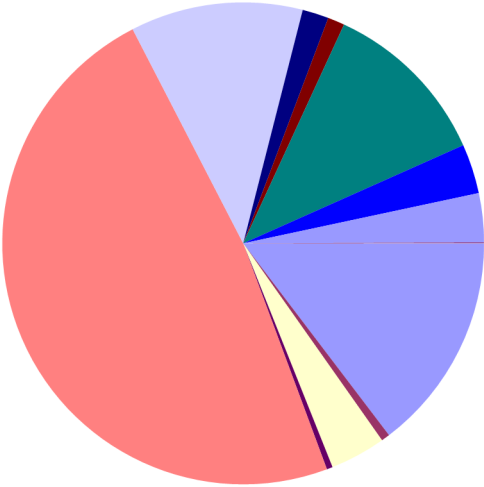
City of Casper, Wyoming

General Fund Summary of Revenues and Expenditures

For Fiscal Year 2023 as of August 31, 2022
16.67 % OF THE FISCAL YEAR HAS ELAPSED

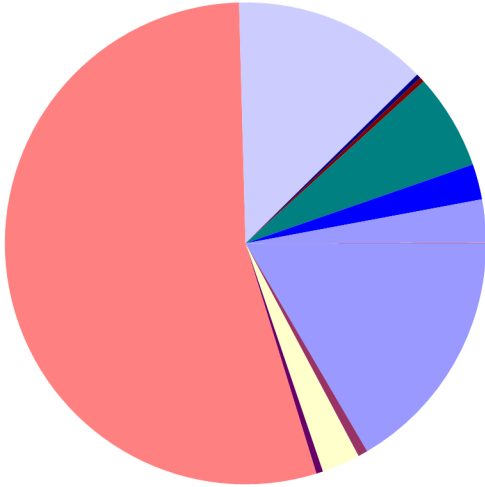
Year To Date Revenues
\$4,846,260

- Investments-\$710,041
- General Property Tax-\$27,902
- Licences and Permits-\$180,524
- Automobile Tax-\$0
- Cigarette Tax-\$19,329
- Direct Distribution-\$2,329,079
- Federal Grants-\$0
- Gaming Revenue-\$560,577
- Gasoline Tax-\$85,697
- Intergovernmental User Charges-\$0
- Mineral Royalties Tax-\$0
- Municipal Share of State Sales-\$0
- Severance Tax-\$0
- Special Fuels Tax-\$54,678
- Goods and Svcs Rev-\$554,992
- Fines and Forfeits-\$161,236
- Misc Revenue-\$159,235
- Loan Receipts-\$2,763



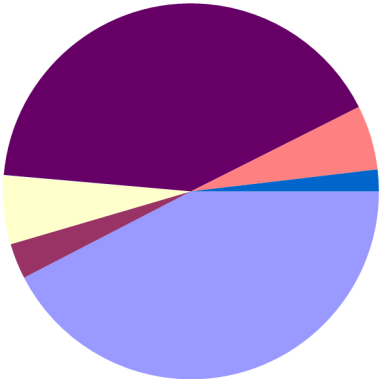
Month To Date Revenues
\$4,261,521

- Investments-\$710,041
- General Property Tax-\$27,902
- Licences and Permits-\$110,254
- Automobile Tax-\$0
- Cigarette Tax-\$19,329
- Direct Distribution-\$2,329,079
- Federal Grants-\$0
- Gaming Revenue-\$560,577
- Gasoline Tax-\$12,565
- Intergovernmental User Charges-\$0
- Mineral Royalties Tax-\$0
- Municipal Share of State Sales-\$0
- Severance Tax-\$0
- Special Fuels Tax-\$14,111
- Goods and Svcs Rev-\$275,214
- Fines and Forfeits-\$102,053
- Misc Revenue-\$124,041
- Loan Receipts-\$1,381



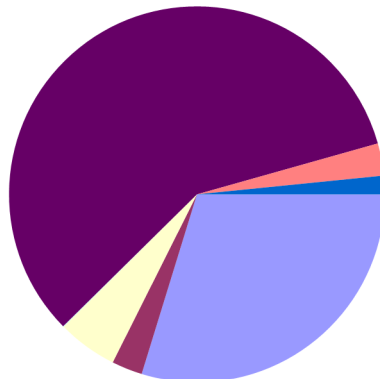
Year To Date Expenditures
\$12,990,666

- Personnel Services-\$5,508,864
- Materials & Supplies-\$396,934
- Contractual Services-\$764,709
- Capital Outlay-\$5,468
- Transfers Out-\$5,351,704
- Other Costs-\$720,723
- Utility Expense-\$242,263



Month To Date Expenditures
\$8,883,783

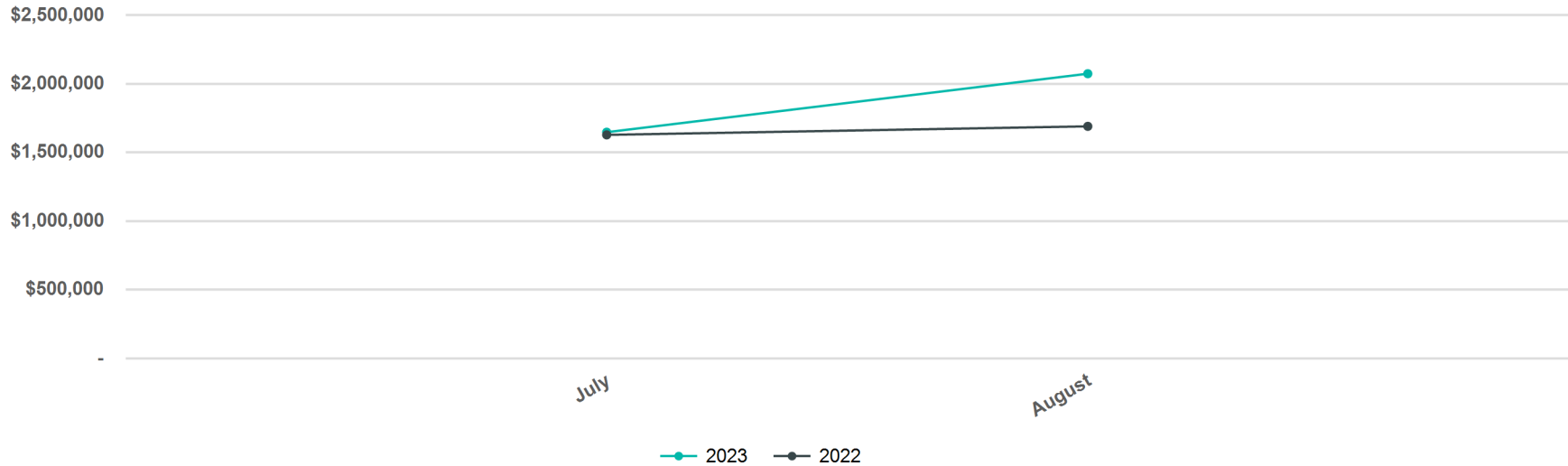
- Personnel Services-\$2,643,575
- Materials & Supplies-\$234,645
- Contractual Services-\$458,209
- Capital Outlay-\$5,468
- Transfers Out-\$5,154,088
- Other Costs-\$246,418
- Utility Expense-\$141,380



**City of Casper, Wyoming
Sales Tax Comparison
(Budget Basis - For Management Use Only)
For Fiscal Year 2023 as of August 31, 2022
16.67 % OF THE FISCAL YEAR HAS ELAPSED**

Month	FY 2023			FY 2022			FY 2023 Current Month % Increase Over 2022	FY 2023 To Date % Increase Over 2022
	Budget	Actuals	Actual Year to Date	Budget	Actuals	Actual Year to Date		
July	\$ 1,700,227	\$ 1,647,473	\$ 1,647,473	\$ 1,603,904	\$ 1,628,013	\$ 1,628,013	1.20%	1.20%
August	1,700,227	2,073,763	3,721,236	1,603,904	1,690,206	3,318,219	22.69%	12.15%
	\$ 3,400,454	\$ 3,721,236		\$ 3,207,808	\$ 3,318,219			
\$320,783 or 9.43 % Above YTD Projections for FY 2023 through period 2								

Comparison of Municipal Share of State Sales By Month

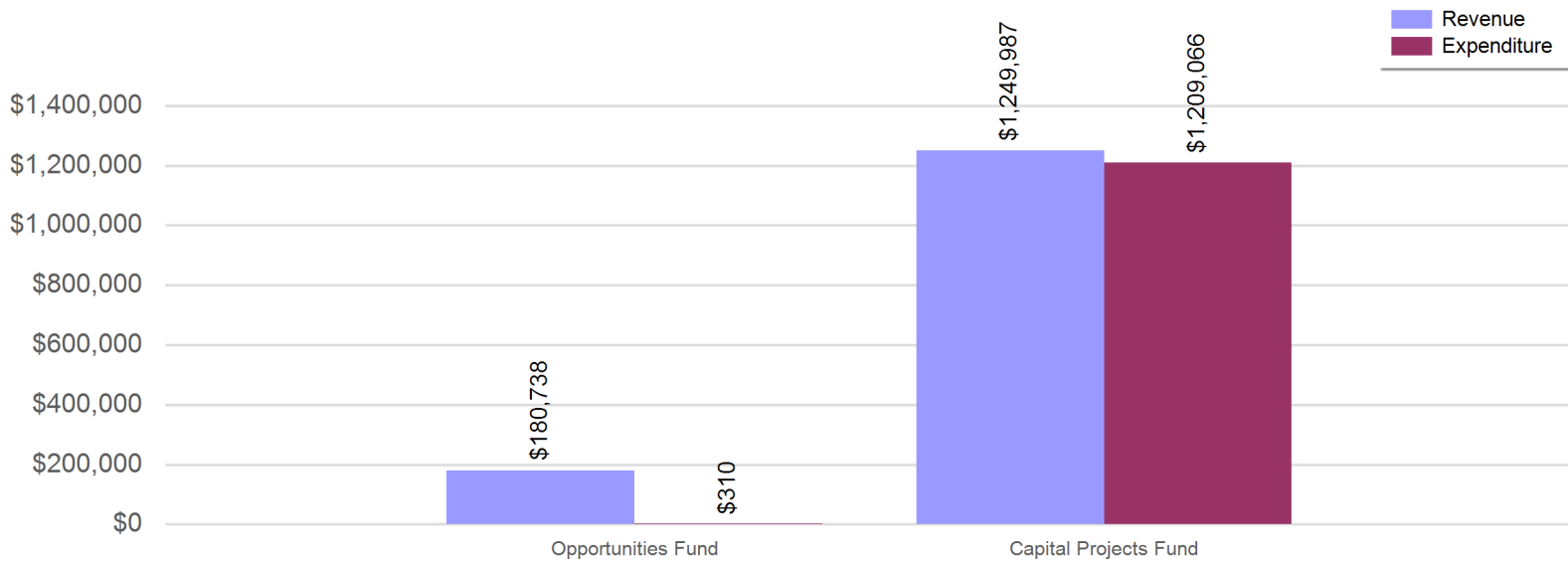


City of Casper, Wyoming
Capital Project Funds Consolidated Balance Sheet
For Fiscal Year 2023 as of August 31, 2022
16.67 % OF THE FISCAL YEAR HAS ELAPSED

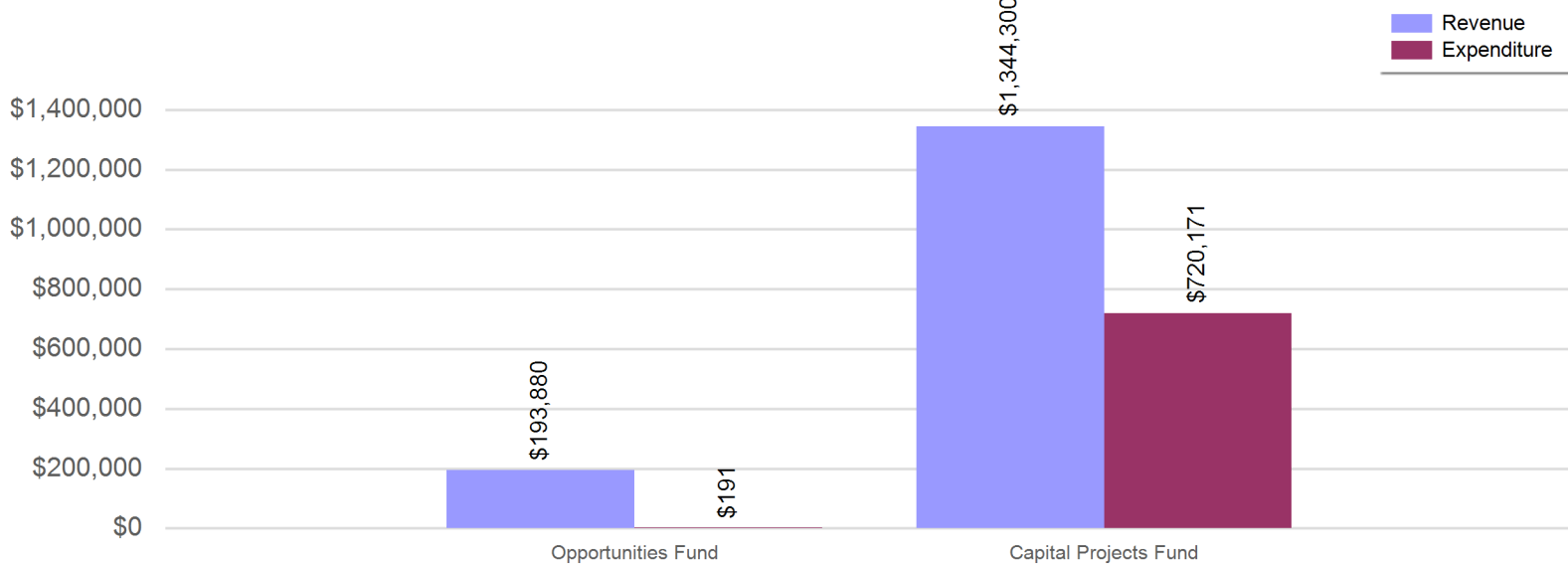
	Opportunities Fund	Capital Projects Fund
ASSETS		
Current Assets		
Cash	\$ 309,889	\$ 1,796,836
Investments	6,409,612	44,563,708
Market Adjustments	-	-
Interest Receivable	-	-
Grants Receivable		46,914
Loans Receivable	299,422	95,044
Accounts Receivable	-	-
Prepaid Expenses		37,692
Total Current Assets	7,018,924	46,540,195
Total Assets	\$ 7,018,924	\$ 46,540,195
LIABILITIES		
Current Liabilities		
Accounts Payable	\$ -	\$ 857,182
Deferred Revenue	-	36,251
Total Current Liabilities	-	893,434
Total Liabilities	\$ -	\$ 893,434
NET POSITION		
Unrestricted	\$ 7,018,924	\$ 45,646,761
Total Net Position	\$ 7,018,924	\$ 45,646,761

City of Casper, Wyoming
Capital Project Funds Revenue and Expenditure Comparison
For Fiscal Year 2023 as of August 31, 2022
16.67 % OF THE FISCAL YEAR HAS ELAPSED

Capital Projects Funds YTD Revenue and Expenditure Comparison



Capital Projects Funds MTD Revenue and Expenditure Comparison



City of Casper, Wyoming
Opportunities Fund Statement of Revenues and Expenditures

For Fiscal Year 2023 as of August 31, 2022
 16.67 % OF THE FISCAL YEAR HAS ELAPSED

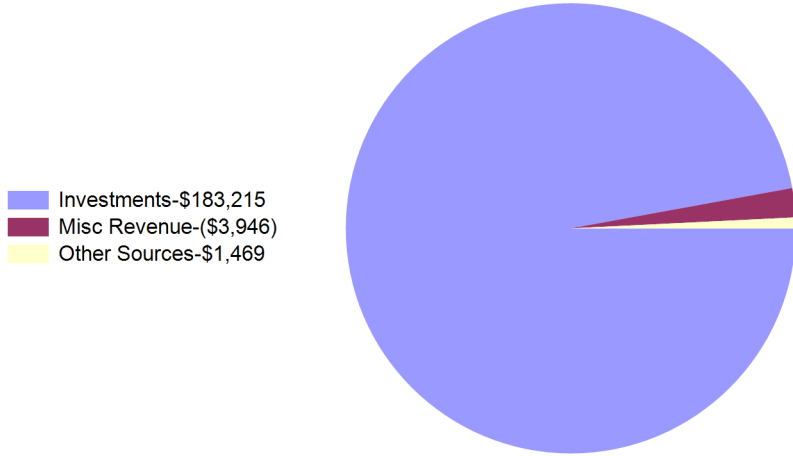
	Revised Budget	Current Year To Date	Current Year % of Budget
Revenues:			
Investments	\$ -	\$ 183,215	
Misc Revenue	63,269	(3,946)	-6.24%
Other Sources	35,863	1,469	4.10%
Total Revenues	\$ 99,132	\$ 180,738	182.32%
Expenditures:			
Contractual Services	\$ 4,512	\$ 310	6.86%
Transfers Out	1,185,000	-	0.00%
Total Expenditures	\$ 1,189,512	\$ 310	0.03%
Net Revenue (Shortfall)	\$ (1,090,380)	\$ 180,428	182.29%

Opportunities Fund Summary of Cash and Investments

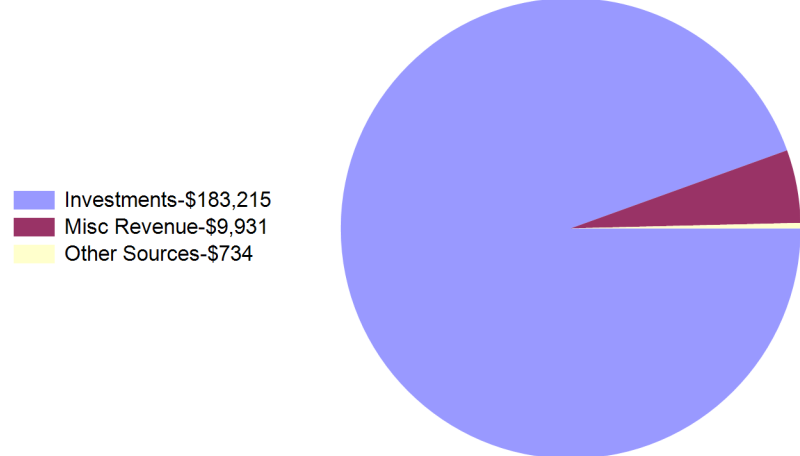
Cash	\$ 309,889
Investments	6,409,612
	\$ 6,719,501

City of Casper, Wyoming
Opportunities Fund Summary of Revenues and Expenditures
For Fiscal Year 2023 as of August 31, 2022
16.67 % OF THE FISCAL YEAR HAS ELAPSED

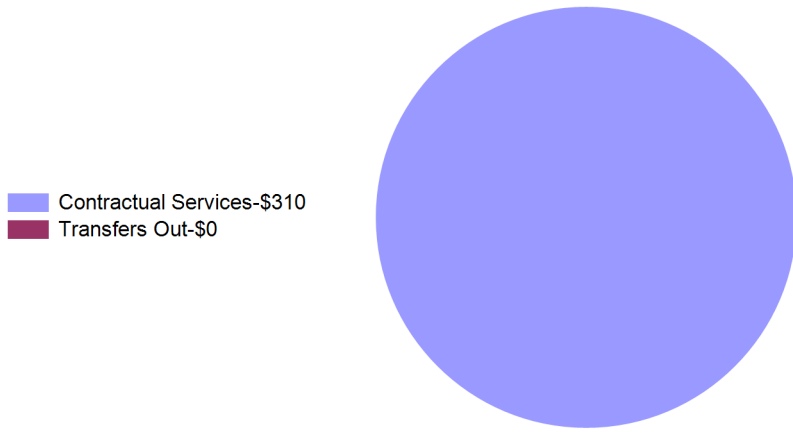
Year To Date Revenues
\$180,738



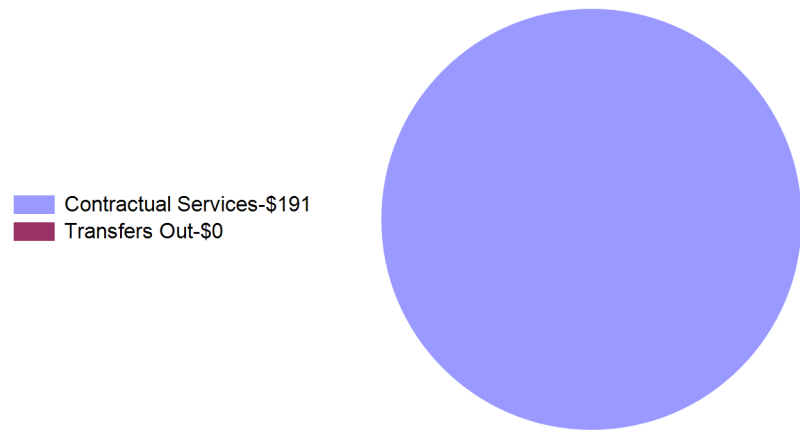
Month To Date Revenues
\$193,880



Year To Date Expenditures
\$310



Month To Date Expenditures
\$191



City of Casper, Wyoming
Capital Projects Fund Statement of Revenues and Expenditures
For Fiscal Year 2023 as of August 31, 2022
16.67 % OF THE FISCAL YEAR HAS ELAPSED

	Revised Budget	Current Year To Date	Current Year % of Budget
Revenues:			
Investments	\$ -	\$ 1,245,240	
Local Taxes	16,876,343	-	0.00%
Intergovernmental	5,027,500	-	0.00%
Misc Revenue	1,307,462	4,747	0.36%
Other Sources	2,110,185	-	0.00%
Total Revenues	\$ 25,321,490	\$ 1,249,987	4.94%
	Revised Budget	Current Year To Date	Current Year % of Budget
Expenditures:			
Materials & Supplies	\$ 75,000	\$ -	0.00%
Contractual Services	1,852,474	27,865	1.50%
Capital Outlay	35,976,809	869,005	2.42%
Transfers Out	5,793,247	312,561	5.40%
Other Costs	10,658	(364)	-3.42%
Total Expenditures	\$ 43,708,188	\$ 1,209,066	2.77%
Net Revenue (Shortfall)	\$ (18,386,698)	\$ 40,921	2.17%

Capital Projects Fund Summary of Cash and Investments

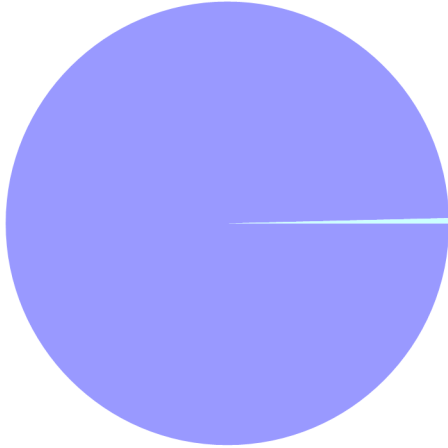
Cash	\$ 1,796,836
Investments	44,563,708
	\$ 46,360,544

City of Casper, Wyoming Capital Project Fund Summary of Revenues and Expenditures

For Fiscal Year 2023 as of August 31, 2022
16.67 % OF THE FISCAL YEAR HAS ELAPSED

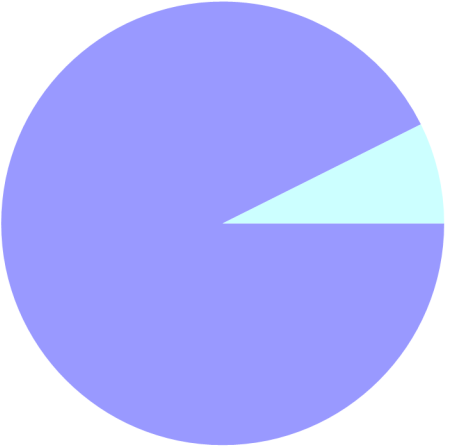
Year To Date Revenues
\$1,249,987

- Investments-\$1,245,240
- Local Taxes-\$0
- Intergovernmental-\$0
- Misc Revenue-\$4,747
- Other Sources-\$0



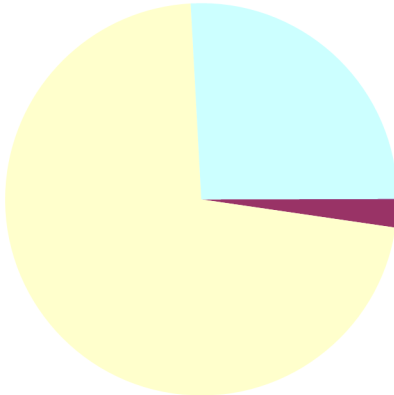
Month To Date Revenues
\$1,344,300

- Investments-\$1,245,240
- Local Taxes-\$0
- Intergovernmental-\$0
- Misc Revenue-\$99,060
- Other Sources-\$0



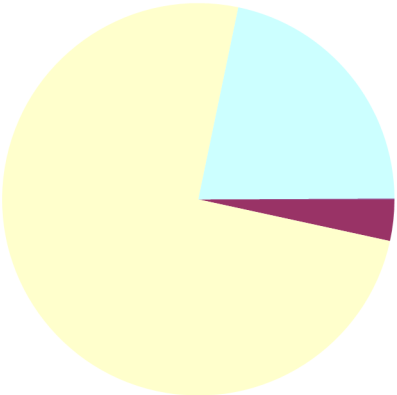
Year To Date Expenditures
\$1,209,066

- Materials & Supplies-\$0
- Contractual Services-\$27,865
- Capital Outlay-\$869,005
- Transfers Out-\$312,561
- Other Costs-(\$364)



Month To Date Expenditures
\$720,171

- Materials & Supplies-\$0
- Contractual Services-\$24,567
- Capital Outlay-\$539,689
- Transfers Out-\$156,280
- Other Costs-(\$364)

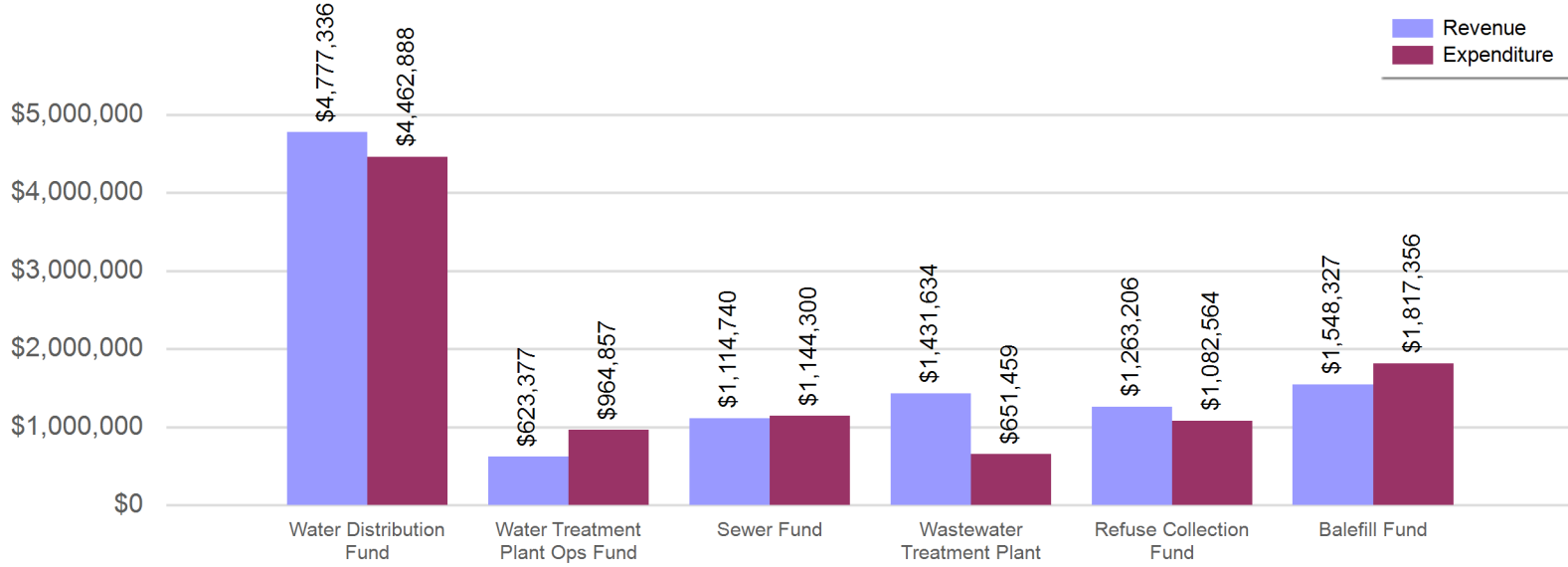


City of Casper, Wyoming
Utility Enterprise Funds Consolidated Balance Sheet
For Fiscal Year 2023 as of August 31, 2022
16.67 % OF THE FISCAL YEAR HAS ELAPSED

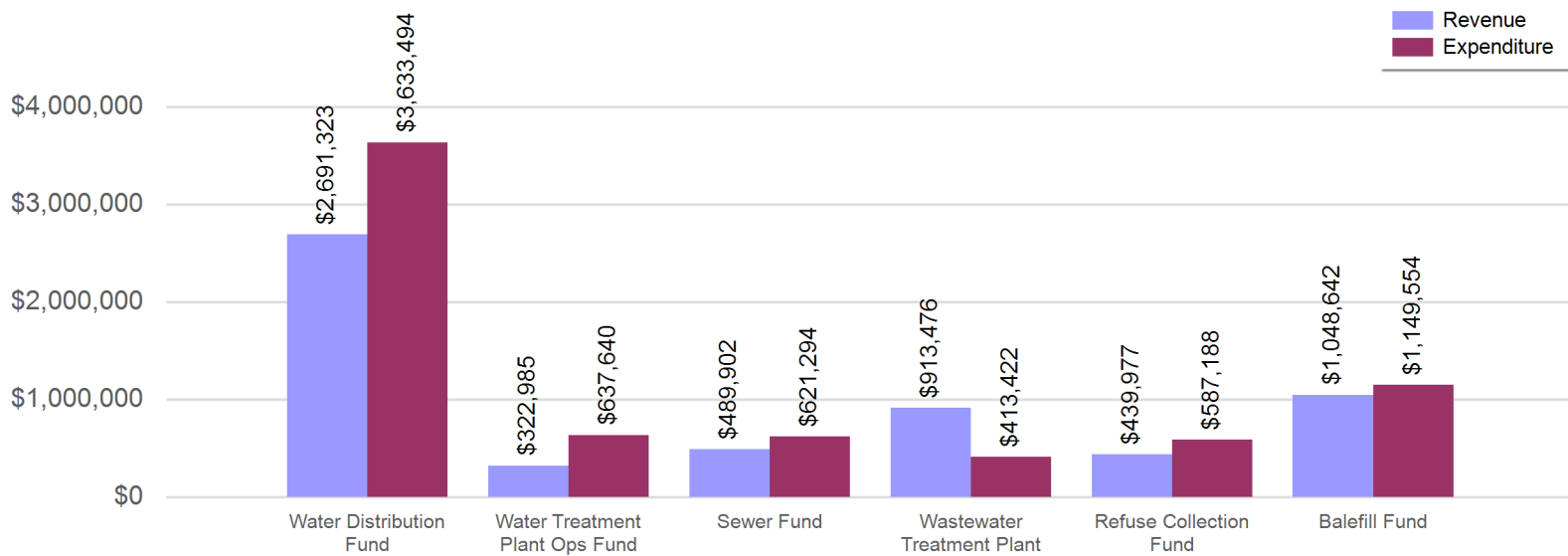
	Water Distribution Fund	Water Treatment Plant Ops Fund	Sewer Fund	Wastewater Treatment Plant	Refuse Collection Fund	Balefill Fund
ASSETS						
Current Assets						
Cash	\$ 1,076,788	\$ (136,824)	\$ 1,109,998	\$ 742,375	\$ 871,907	\$ 803,742
Investments	17,807,039		5,872,348	11,761,394	3,157,678	11,949,365
Market Adjustments	-		-	-	-	-
Inventory	549,900			86,219		33,506
Interest Receivable	-		-	-	-	-
Grants Receivable	-			48,893		-
Accounts Receivable	1,877,309	399,284	558,501	549,699	588,306	514,581
Clearing	55,951					
Prepaid Expenses					20,953	43,880
Total Current Assets	21,366,987	262,459	7,540,848	13,188,581	4,638,843	13,345,074
Capital Assets						
Land, Buildings & Improvements	100,576,893		31,178,792	76,290,129	5,212,769	38,725,153
Equipment	5,628,177		1,996,509	7,630,660	7,534,573	9,156,514
Accumulated Depreciation	(43,365,049)		(21,498,531)	(52,281,941)	(5,255,274)	(19,457,416)
Total Capital Assets	62,840,020		11,676,770	31,638,847	7,492,068	28,424,251
Total Assets	\$ 84,207,007	\$ 262,459	\$ 19,217,617	\$ 44,827,428	\$ 12,130,912	\$ 41,769,325
DEFERRED OUTFLOWS OF RESOURCES						
Total Deferred Outflows Of Resources	\$ 1,521,495	\$ 757,326	\$ 519,229	\$ 1,092,078	\$ 1,635,914	\$ 1,273,876
LIABILITIES						
Current Liabilities						
Accounts Payable	\$ 2,223,109	\$ 606,235	\$ 529,049	\$ 326,627	\$ 337,053	\$ 828,728
Accrued Wages and Benefits Payable	64,630	31,184	26,264	44,751	74,767	64,511
Interest Payable	49,663			53,617		104,825
Deferred Revenue	-					
Customer Deposits	27,375					
Total Current Liabilities	2,364,777	637,419	555,313	424,994	411,820	998,064
Non-Current Liabilities						
Notes Payable	3,493,571			7,173,036		5,670,700
Closure & Post Closure Costs						7,777,526
Accrued Comp ABS	109,609	43,847	44,620	70,498	98,413	118,941
Net Pension Liability	1,231,711	471,264	460,553	758,918	1,242,422	1,054,223
Net OPEB Liability	1,523,378	794,555	496,052	1,112,212	1,665,677	1,250,846
Total Non-Current Liabilities	6,358,269	1,309,666	1,001,225	9,114,664	3,006,512	15,872,235
Total Liabilities	\$ 8,723,046	\$ 1,947,085	\$ 1,556,538	\$ 9,539,658	\$ 3,418,332	\$ 16,870,299
DEFERRED INFLOWS OF RESOURCES						
Total Deferred Inflows Of Resources	\$ 1,103,290	\$ 445,830	\$ 406,826	\$ 703,436	\$ 1,123,569	\$ 942,952
NET POSITION						
Net Investment in Capital Assets	\$ 59,346,449		\$ 11,676,770	\$ 24,465,811	\$ 7,492,068	\$ 22,753,551
Unrestricted	16,555,716	(1,373,129)	6,096,713	11,210,601	1,732,856	2,476,399
Total Net Position	\$ 75,902,165	\$ (1,373,129)	\$ 17,773,483	\$ 35,676,411	\$ 9,224,925	\$ 25,229,950

City of Casper, Wyoming
Utility Enterprise Funds Revenue and Expenditure Comparison
 For Fiscal Year 2023 as of August 31, 2022
 16.67 % OF THE FISCAL YEAR HAS ELAPSED

Utility Enterprise Funds YTD Revenue and Expenditure Comparison



Utility Enterprise Funds MTD Revenue and Expenditure Comparison



City of Casper, Wyoming
Water Distribution Fund Statement of Revenues and Expenditures
For Fiscal Year 2023 as of August 31, 2022
16.67 % OF THE FISCAL YEAR HAS ELAPSED

	Revised Budget	Current Year To Date	Current Year % of Budget
Revenues:			
Investments	\$ -	\$ 523,295	
Goods and Svcs Rev	12,050,925	4,154,073	34.47%
Misc Revenue	197,296	(8,726)	-4.42%
Utility Revenue	537,000	108,695	20.24%
Other Sources	2,500,000	-	0.00%
Total Revenues	\$ 15,285,221	\$ 4,777,336	31.25%
	Revised Budget	Current Year To Date	Current Year % of Budget
Expenditures:			
Personnel Services	\$ 2,702,963	\$ 367,183	13.58%
Materials & Supplies	8,527,018	2,934,824	34.42%
Contractual Services	1,636,263	150,134	9.18%
Capital Outlay	7,616,712	338,350	4.44%
Debt Service	755,222	656,683	86.95%
Other Costs	113,544	12,568	11.07%
Utility Expense	27,500	3,146	11.44%
Total Expenditures	\$ 21,379,222	\$ 4,462,888	20.87%
Net Revenue (Shortfall)	\$ (6,094,001)	\$ 314,448	10.38%

Water Distribution Fund Summary of Cash and Investments

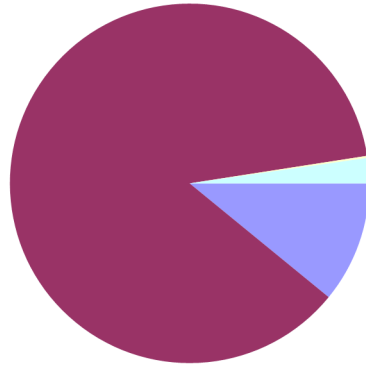
Cash	\$ 1,076,788
Investments	17,807,039
	\$ 18,883,827

City of Casper, Wyoming Water Distribution Fund Summary of Revenues and Expenditures

For Fiscal Year 2023 as of August 31, 2022
16.67 % OF THE FISCAL YEAR HAS ELAPSED

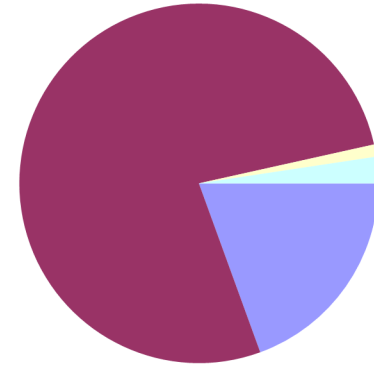
Year To Date Revenues
\$4,777,336

- Investments-\$523,295
- Goods and Svcs Rev-\$4,154,073
- Misc Revenue-(\$8,726)
- Utility Revenue-\$108,695
- Other Sources-\$0



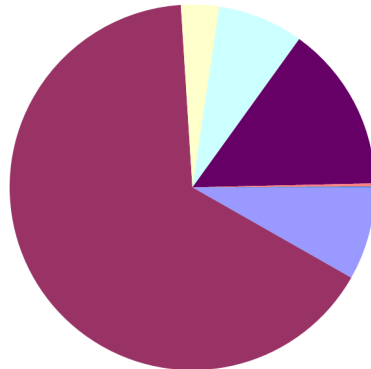
Month To Date Revenues
\$2,691,323

- Investments-\$523,295
- Goods and Svcs Rev-\$2,074,491
- Misc Revenue-\$29,654
- Utility Revenue-\$63,883
- Other Sources-\$0



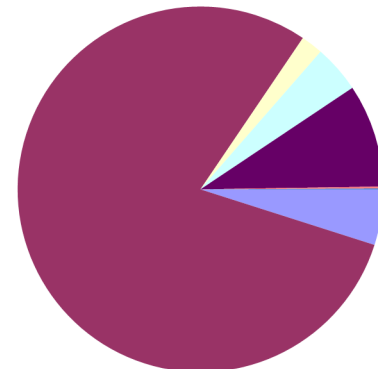
Year To Date Expenditures
\$4,462,888

- Personnel Services-\$367,183
- Materials & Supplies-\$2,934,824
- Contractual Services-\$150,134
- Capital Outlay-\$338,350
- Debt Service-\$656,683
- Other Costs-\$12,568
- Utility Expense-\$3,146



Month To Date Expenditures
\$3,633,494

- Personnel Services-\$178,686
- Materials & Supplies-\$2,890,669
- Contractual Services-\$70,803
- Capital Outlay-\$152,827
- Debt Service-\$331,649
- Other Costs-\$6,492
- Utility Expense-\$2,368



City of Casper, Wyoming
Water Treatment Plant Ops Fund Statement of Revenues and Expenditures

For Fiscal Year 2023 as of August 31, 2022
 16.67 % OF THE FISCAL YEAR HAS ELAPSED

	Revised Budget	Current Year To Date	Current Year % of Budget
Revenues:			
Intergovernmental	\$ 3,830,789	\$ 623,377	16.27%
Total Revenues	\$ 3,830,789	\$ 623,377	16.27%
	Revised Budget	Current Year To Date	Current Year % of Budget
Expenditures:			
Personnel Services	\$ 1,162,883	\$ 168,269	14.47%
Materials & Supplies	2,174,000	722,532	33.24%
Contractual Services	387,575	66,744	17.22%
Other Costs	43,731	6,994	15.99%
Utility Expense	62,600	317	0.51%
Total Expenditures	\$ 3,830,789	\$ 964,857	25.19%
Net Revenue (Shortfall)	\$ -	\$ (341,480)	-8.91%

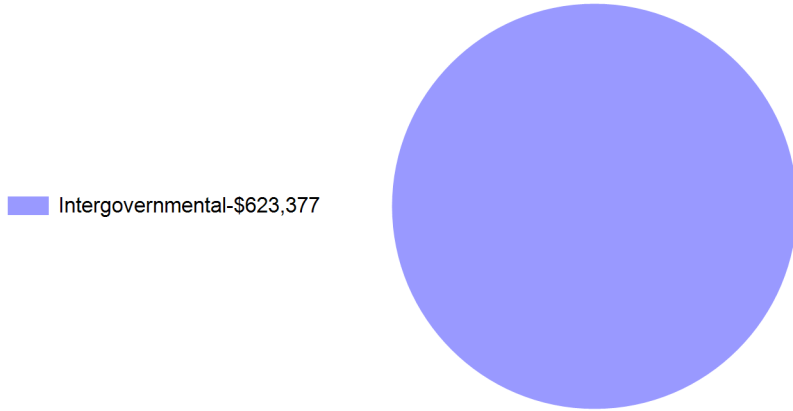
Water Treatment Plant Ops Fund Summary of Cash and Investments

Cash	\$ (136,824)
Investments	-
	\$ (136,824)

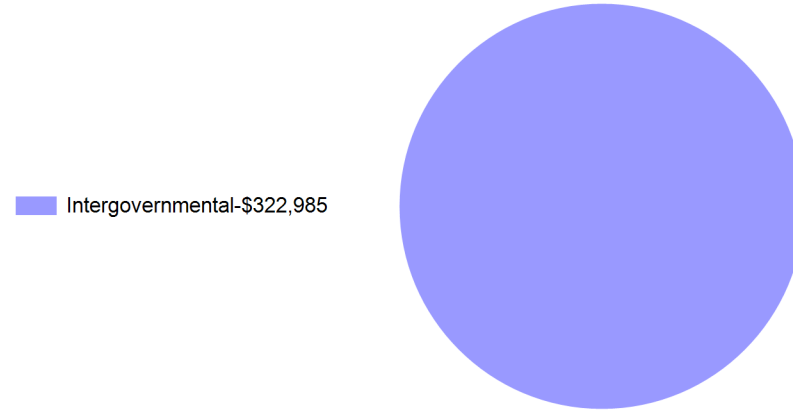
City of Casper, Wyoming Water Treatment Plant Ops Fund Summary of Revenues and Expenditures

For Fiscal Year 2023 as of August 31, 2022
16.67 % OF THE FISCAL YEAR HAS ELAPSED

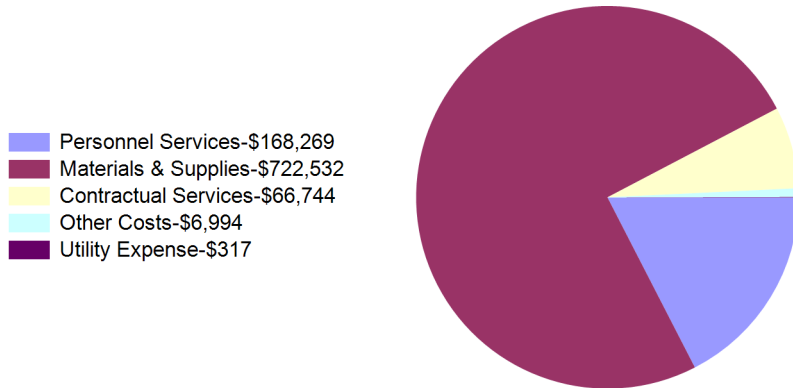
Year To Date Revenues
\$623,377



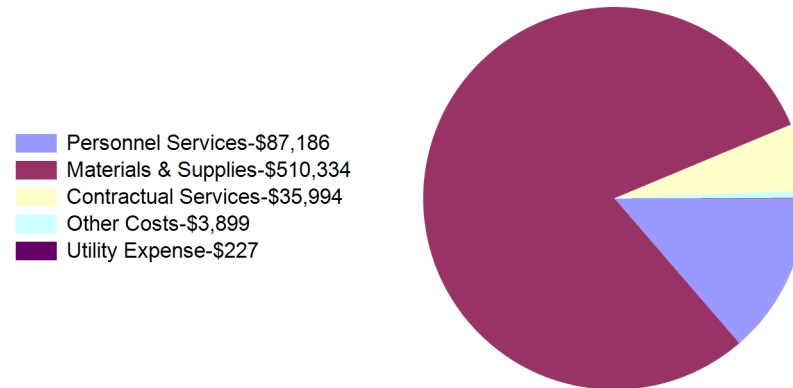
Month To Date Revenues
\$322,985



Year To Date Expenditures
\$964,857



Month To Date Expenditures
\$637,640



City of Casper, Wyoming
Sewer Fund Statement of Revenues and Expenditures

For Fiscal Year 2023 as of August 31, 2022
 16.67 % OF THE FISCAL YEAR HAS ELAPSED

	<u>Revised Budget</u>	<u>Current Year To Date</u>	<u>Current Year % of Budget</u>
Revenues:			
Investments	\$ -	\$ 167,857	
Goods and Svcs Rev	6,338,034	942,739	14.87%
Misc Revenue	64,842	(706)	-1.09%
Utility Revenue	40,000	4,850	12.13%
Other Sources	500,000	-	0.00%
Total Revenues	\$ 6,942,876	\$ 1,114,740	16.06%
	<u>Revised Budget</u>	<u>Current Year To Date</u>	<u>Current Year % of Budget</u>
Expenditures:			
Personnel Services	\$ 951,820	\$ 140,714	14.78%
Materials & Supplies	100,400	7,152	7.12%
Contractual Services	405,657	62,264	15.35%
Capital Outlay	3,234,261	95,084	2.94%
Other Costs	69,206	6,327	9.14%
Utility Expense	5,367,501	832,759	15.51%
Total Expenditures	\$ 10,128,845	\$ 1,144,300	11.30%
Net Revenue (Shortfall)	\$ (3,185,969)	\$ (29,560)	4.76%

Sewer Fund Summary of Cash and Investments

Cash	\$ 1,109,998
Investments	5,872,348
	<u>\$ 6,982,346</u>

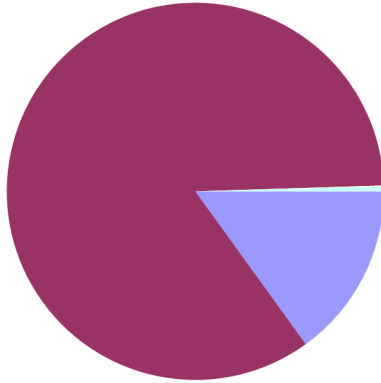
City of Casper, Wyoming

Sewer Fund Summary of Revenues and Expenditures

For Fiscal Year 2023 as of August 31, 2022
16.67 % OF THE FISCAL YEAR HAS ELAPSED

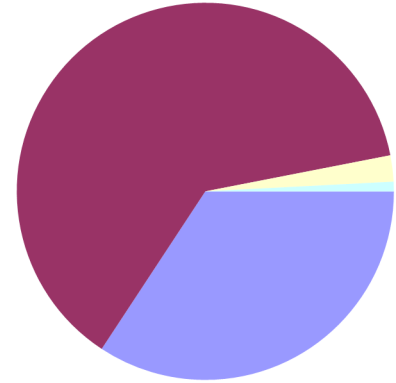
Year To Date Revenues
\$1,114,740

- Investments-\$167,857
- Goods and Svcs Rev-\$942,739
- Misc Revenue-(\$706)
- Utility Revenue-\$4,850
- Other Sources-\$0



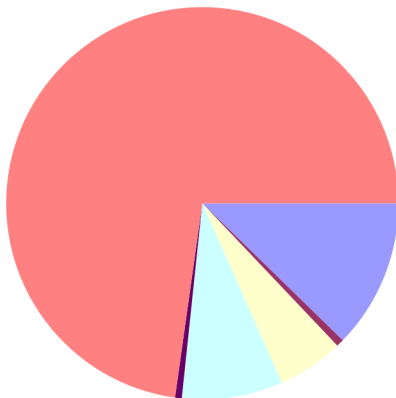
Month To Date Revenues
\$489,902

- Investments-\$167,857
- Goods and Svcs Rev-\$307,027
- Misc Revenue-\$11,014
- Utility Revenue-\$4,004
- Other Sources-\$0



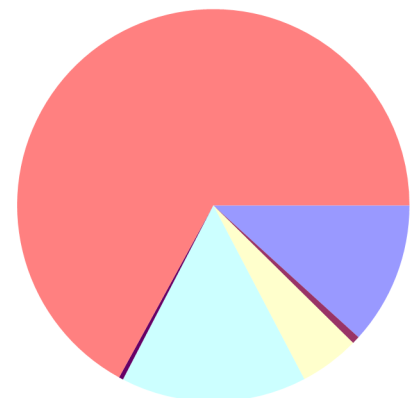
Year To Date Expenditures
\$1,144,300

- Personnel Services-\$140,714
- Materials & Supplies-\$7,152
- Contractual Services-\$62,264
- Capital Outlay-\$95,084
- Other Costs-\$6,327
- Utility Expense-\$832,759



Month To Date Expenditures
\$621,294

- Personnel Services-\$72,909
- Materials & Supplies-\$3,964
- Contractual Services-\$30,726
- Capital Outlay-\$95,084
- Other Costs-\$2,200
- Utility Expense-\$416,410



City of Casper, Wyoming
Wastewater Treatment Plant Fund Statement of Revenues and Expenditures

For Fiscal Year 2023 as of August 31, 2022
 16.67 % OF THE FISCAL YEAR HAS ELAPSED

	Revised Budget	Current Year To Date	Current Year % of Budget
Revenues:			
Investments	\$ -	\$ 321,899	
Intergovernmental	13,348,930	1,012,675	7.59%
Misc Revenue	85,836	(6,158)	-7.17%
Utility Revenue	630,000	103,217	16.38%
Other Sources	608,250	-	0.00%
Total Revenues	\$ 14,673,016	\$ 1,431,634	9.76%
	Revised Budget	Current Year To Date	Current Year % of Budget
Expenditures:			
Personnel Services	\$ 1,688,237	\$ 233,714	13.84%
Materials & Supplies	1,128,500	102,001	9.04%
Contractual Services	718,369	110,006	15.31%
Capital Outlay	12,642,398	187,672	1.48%
Debt Service	1,060,898	3,434	0.32%
Other Costs	62,802	10,001	15.93%
Utility Expense	78,000	4,630	5.94%
Total Expenditures	\$ 17,379,204	\$ 651,459	3.75%
Net Revenue (Shortfall)	\$ (2,706,188)	\$ 780,176	6.01%

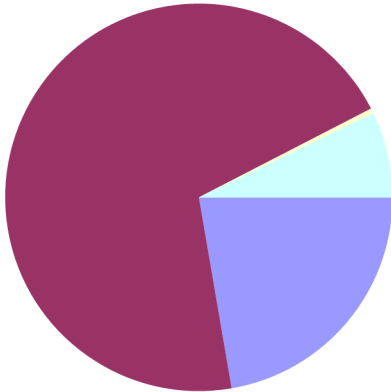
Wastewater Treatment Plant Fund Summary of Cash and Investments

Cash	\$ 742,375
Investments	11,761,394
	\$ 12,503,769

City of Casper, Wyoming Wastewater Treatment Plant Fund Summary of Revenues and Expenditures

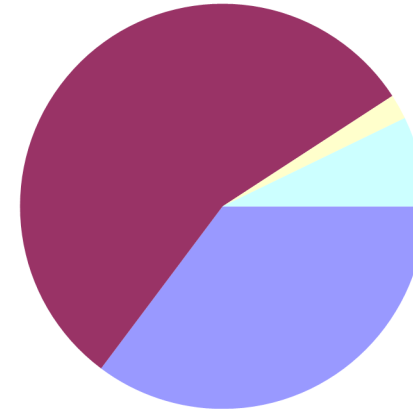
For Fiscal Year 2023 as of August 31, 2022
16.67 % OF THE FISCAL YEAR HAS ELAPSED

Year To Date Revenues
\$1,431,634



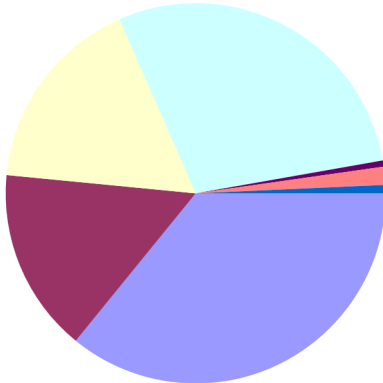
- Investments-\$321,899
- Intergovernmental-\$1,012,675
- Misc Revenue-(\$6,158)
- Utility Revenue-\$103,217
- Other Sources-\$0

Month To Date Revenues
\$913,476



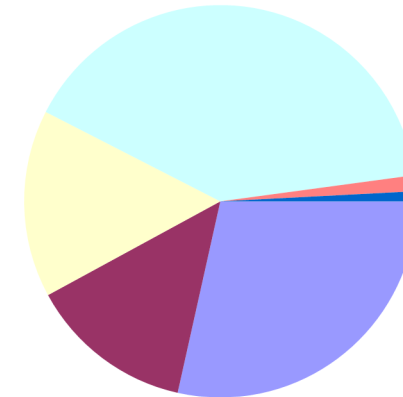
- Investments-\$321,899
- Intergovernmental-\$507,743
- Misc Revenue-\$18,223
- Utility Revenue-\$65,611
- Other Sources-\$0

Year To Date Expenditures
\$651,459



- Personnel Services-\$233,714
- Materials & Supplies-\$102,001
- Contractual Services-\$110,006
- Capital Outlay-\$187,672
- Debt Service-\$3,434
- Other Costs-\$10,001
- Utility Expense-\$4,630

Month To Date Expenditures
\$413,422



- Personnel Services-\$117,800
- Materials & Supplies-\$56,135
- Contractual Services-\$63,904
- Capital Outlay-\$166,754
- Debt Service-\$0
- Other Costs-\$5,435
- Utility Expense-\$3,395

City of Casper, Wyoming
Refuse Collection Fund Statement of Revenues and Expenditures

For Fiscal Year 2023 as of August 31, 2022
 16.67 % OF THE FISCAL YEAR HAS ELAPSED

	<u>Revised Budget</u>	<u>Current Year To Date</u>	<u>Current Year % of Budget</u>
Revenues:			
Investments	\$ -	\$ 75,968	
Misc Revenue	19,482	(861)	-4.42%
Utility Revenue	10,036,600	1,188,099	11.84%
Total Revenues	\$ 10,056,082	\$ 1,263,206	12.56%

	<u>Revised Budget</u>	<u>Current Year To Date</u>	<u>Current Year % of Budget</u>
Expenditures:			
Personnel Services	\$ 2,587,250	\$ 405,385	15.67%
Materials & Supplies	506,048	50,902	10.06%
Contractual Services	4,155,406	540,755	13.01%
Capital Outlay	3,661,870	67,446	1.84%
Transfers Out	25,000	-	0.00%
Other Costs	122,193	17,693	14.48%
Utility Expense	3,000	384	12.79%
Total Expenditures	\$ 11,060,767	\$ 1,082,564	9.79%
Net Revenue (Shortfall)	\$ (1,004,685)	\$ 180,642	2.77%

Refuse Collection Fund Summary of Cash and Investments


Cash	\$ 871,907
Investments	3,157,678
	<u>\$ 4,029,585</u>

City of Casper, Wyoming


Refuse Collection Fund Summary of Revenues and Expenditures

For Fiscal Year 2023 as of August 31, 2022
16.67 % OF THE FISCAL YEAR HAS ELAPSED

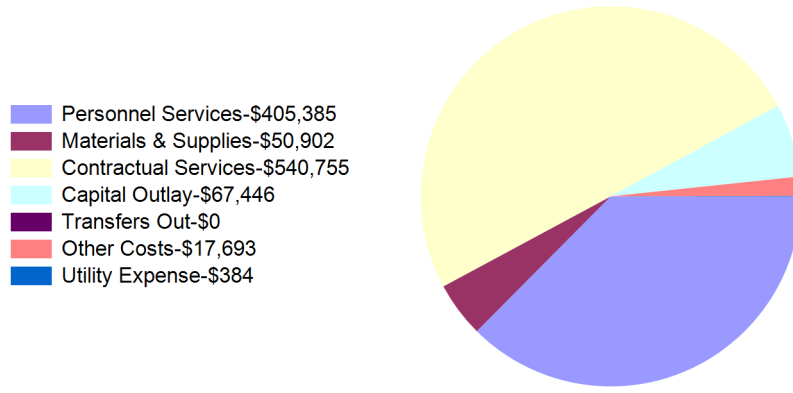
Year To Date Revenues
\$1,263,206



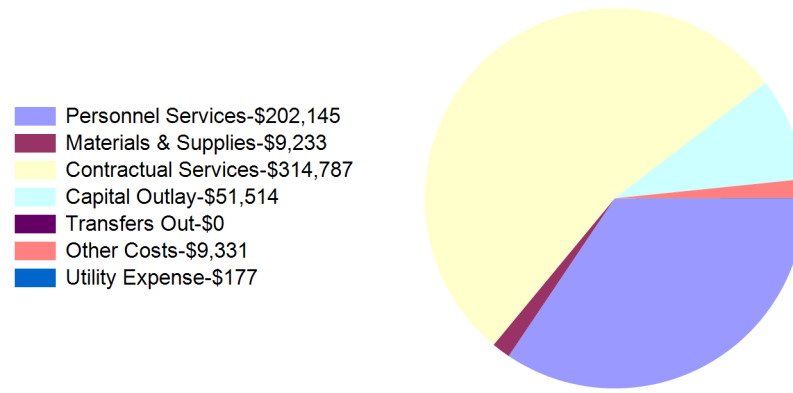
Month To Date Revenues
\$439,977



Year To Date Expenditures
\$1,082,564



Month To Date Expenditures
\$587,188



City of Casper, Wyoming
Balefill Fund Statement of Revenues and Expenditures
For Fiscal Year 2023 as of August 31, 2022
16.67 % OF THE FISCAL YEAR HAS ELAPSED

	Revised Budget	Current Year To Date	Current Year % of Budget
Revenues:			
Investments	\$ -	\$ 355,857	
Intergovernmental	558,494	-	0.00%
Goods and Svcs Rev	225,600	63,543	28.17%
Misc Revenue	127,216	(7,664)	-6.02%
Utility Revenue	7,848,700	1,136,590	14.48%
Total Revenues	\$ 8,760,010	\$ 1,548,327	17.67%

	Revised Budget	Current Year To Date	Current Year % of Budget
Expenditures:			
Personnel Services	\$ 2,372,009	\$ 366,859	15.47%
Materials & Supplies	1,698,184	134,764	7.94%
Contractual Services	2,221,440	237,613	10.70%
Capital Outlay	10,179,115	698,912	6.87%
Debt Service	482,347	342,174	70.94%
Transfers Out	30,000	5,000	16.67%
Other Costs	156,539	26,917	17.20%
Utility Expense	22,550	5,117	22.69%
Total Expenditures	\$ 17,162,184	\$ 1,817,356	10.59%
Net Revenue (Shortfall)	\$ (8,402,174)	\$ (269,029)	7.09%

Balefill Fund Summary of Cash and Investments

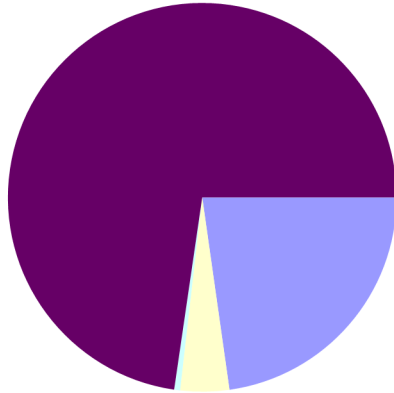
Cash	\$ 803,742
Investments	11,949,365
	\$ 12,753,107

City of Casper, Wyoming Balefill Fund Summary of Revenues and Expenditures

For Fiscal Year 2023 as of August 31, 2022
16.67 % OF THE FISCAL YEAR HAS ELAPSED

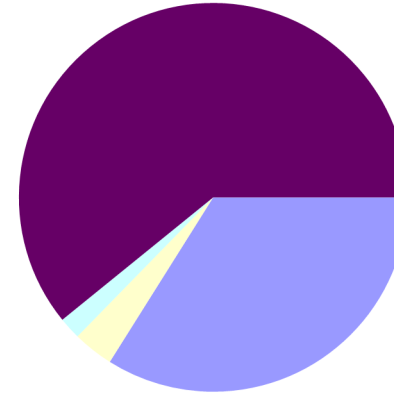
Year To Date Revenues
\$1,548,327

- Investments-\$355,857
- Intergovernmental-\$0
- Goods and Svcs Rev-\$63,543
- Misc Revenue-(\$7,664)
- Utility Revenue-\$1,136,590



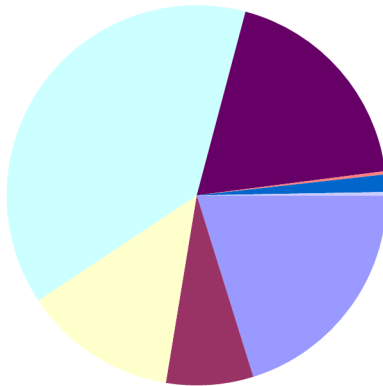
Month To Date Revenues
\$1,048,642

- Investments-\$355,857
- Intergovernmental-\$0
- Goods and Svcs Rev-\$35,418
- Misc Revenue-\$19,289
- Utility Revenue-\$638,079



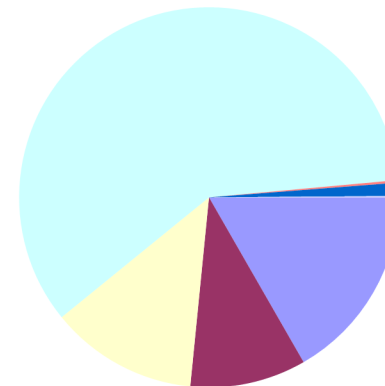
Year To Date Expenditures
\$1,817,356

- Personnel Services-\$366,859
- Materials & Supplies-\$134,764
- Contractual Services-\$237,613
- Capital Outlay-\$698,912
- Debt Service-\$342,174
- Transfers Out-\$5,000
- Other Costs-\$26,917
- Utility Expense-\$5,117



Month To Date Expenditures
\$1,149,554

- Personnel Services-\$191,897
- Materials & Supplies-\$113,605
- Contractual Services-\$144,433
- Capital Outlay-\$682,936
- Debt Service-\$0
- Transfers Out-\$2,500
- Other Costs-\$12,839
- Utility Expense-\$1,344



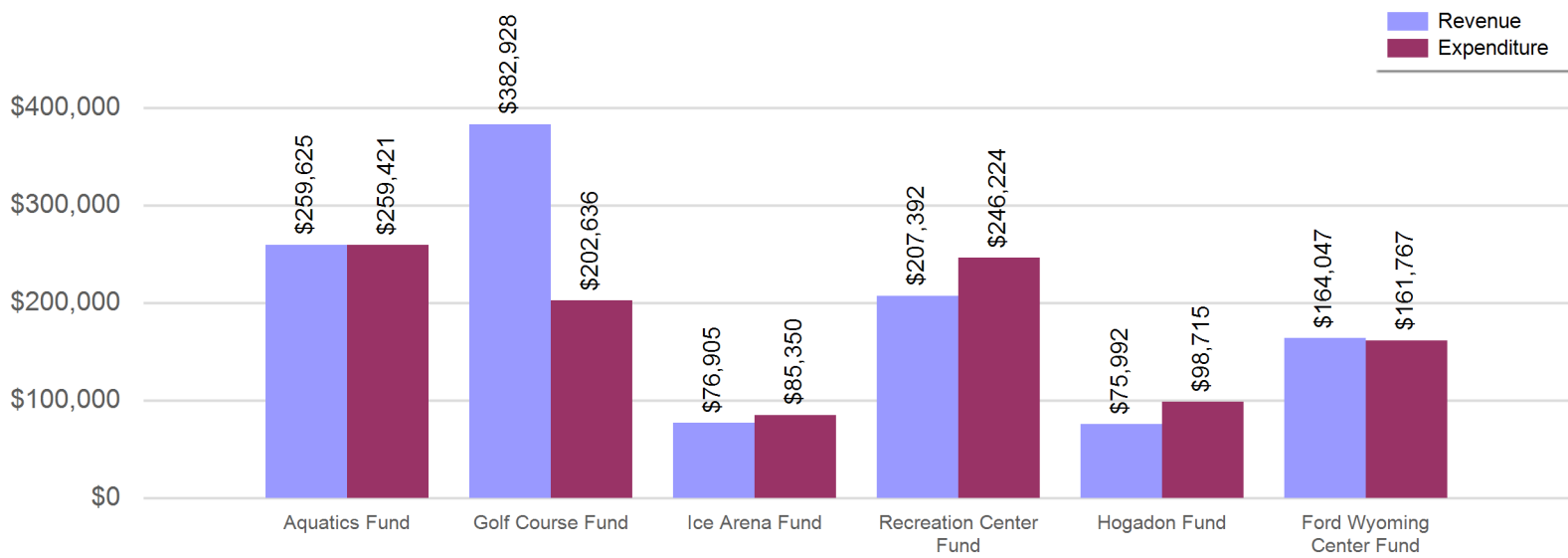
City of Casper, Wyoming
Parks & Recreation Enterprise Funds Consolidated Balance Sheet

For Fiscal Year 2023 as of August 31, 2022
16.67 % OF THE FISCAL YEAR HAS ELAPSED

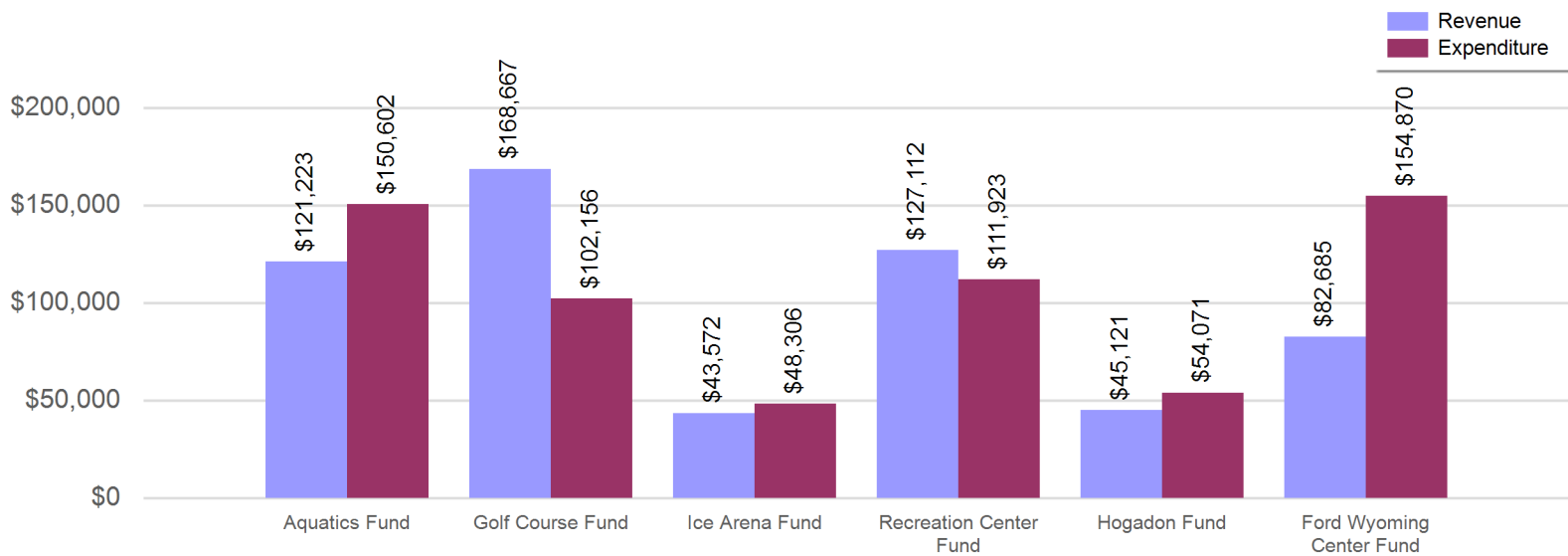
	Aquatics Fund	Golf Course Fund	Ice Arena Fund	Recreation Center Fund	Hogadon Fund	Ford Wyoming Center Fund
ASSETS						
Current Assets						
Cash	\$ 39,753	\$ 718,483	\$ (73,797)	\$ (334,981)	\$ 168,703	\$ 320,767
Investments						-
Inventory		32,383			13,764	
Interest Receivable						-
Accounts Receivable	-	2,811	8,508	3,286	43,313	3,850
Total Current Assets	39,753	753,677	(65,289)	(331,695)	225,780	324,618
Capital Assets						
Land, Buildings & Improvements	14,432,867	7,097,801	5,328,515	7,333,709	10,372,812	34,054,865
Equipment	39,801	1,137,319	288,261	287,320	2,264,724	1,378,791
Accumulated Depreciation	(3,600,173)	(5,318,800)	(1,918,371)	(4,898,174)	(3,863,390)	(22,664,591)
Total Capital Assets	10,872,495	2,916,320	3,698,406	2,722,854	8,774,146	12,769,065
Total Assets	\$ 10,912,248	\$ 3,669,997	\$ 3,633,116	\$ 2,391,159	\$ 8,999,927	\$ 13,093,682
DEFERRED OUTFLOWS OF RESOURCES						
Total Deferred Outflows Of Resources	\$ 97,343	\$ 154,301	\$ 122,306	\$ 591,867	\$ 282,861	\$
LIABILITIES						
Current Liabilities						
Accounts Payable	\$ 50,645	\$ 22,355	\$ 12,865	\$ 20,245	\$ 17,105	\$ 298,114
Accrued Wages and Benefits Payable	30,448	22,749	10,023	48,057	12,390	
Deferred Revenue		1,206				
Unearned Revenue						-
Total Current Liabilities	81,093	46,311	22,889	68,302	29,495	298,114
Non-Current Liabilities						
Accrued Comp ABS	10,307	18,620	5,772	28,685	22,257	
Net Pension Liability	82,624	188,199	82,624	356,508	198,910	
Net OPEB Liability	92,649	132,568	120,153	628,362	291,960	
Total Non-Current Liabilities	185,580	339,388	208,550	1,013,555	513,127	
Total Liabilities	\$ 266,673	\$ 385,698	\$ 231,439	\$ 1,081,856	\$ 542,622	\$ 298,114
DEFERRED INFLOWS OF RESOURCES						
Total Deferred Inflows Of Resources	\$ 74,174	\$ 158,483	\$ 78,345	\$ 339,043	\$ 182,794	\$
NET POSITION						
Net Investment in Capital Assets	\$ 10,872,495	\$ 2,916,320	\$ 3,698,406	\$ 2,722,854	\$ 8,774,146	\$ 12,769,065
Unrestricted	(203,750)	363,797	(252,766)	(1,160,727)	(216,775)	26,504
Total Net Position	\$ 10,668,746	\$ 3,280,117	\$ 3,445,640	\$ 1,562,127	\$ 8,557,371	\$ 12,795,569

City of Casper, Wyoming
Parks & Recreation Enterprise Funds Revenue and Expenditure Comparison
 For Fiscal Year 2023 as of August 31, 2022
 16.67 % OF THE FISCAL YEAR HAS ELAPSED

Parks & Recreation Enterprise Funds YTD Revenue and Expenditure Comparison



Parks & Recreation Enterprise Funds MTD Revenue and Expenditure Comparison



City of Casper, Wyoming
Aquatics Fund Statement of Revenues and Expenditures
For Fiscal Year 2023 as of August 31, 2022
16.67 % OF THE FISCAL YEAR HAS ELAPSED

	<u>Revised Budget</u>	<u>Current Year To Date</u>	<u>Current Year % of Budget</u>
Revenues:			
Goods and Svcs Rev	\$ 573,562	\$ 148,725	25.93%
Misc Revenue	62,200	12,798	20.58%
Other Sources	588,614	98,102	16.67%
Total Revenues	\$ 1,224,376	\$ 259,625	21.20%

	<u>Revised Budget</u>	<u>Current Year To Date</u>	<u>Current Year % of Budget</u>
Expenditures:			
Personnel Services	\$ 711,067	\$ 147,604	20.76%
Materials & Supplies	251,899	60,531	24.03%
Contractual Services	170,030	29,952	17.62%
Other Costs	60,714	10,246	16.88%
Utility Expense	30,666	11,088	36.16%
Total Expenditures	\$ 1,224,376	\$ 259,421	21.19%
Net Revenue (Shortfall)	\$ -	\$ 204	0.02%

Cost Recovery **62.26 %**

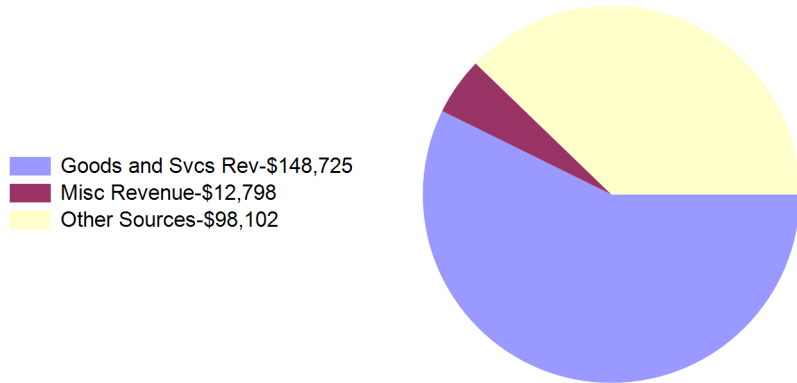
Aquatics Fund Summary of Cash and Investments

Cash	\$ 39,753
Investments	-
	<u>\$ 39,753</u>

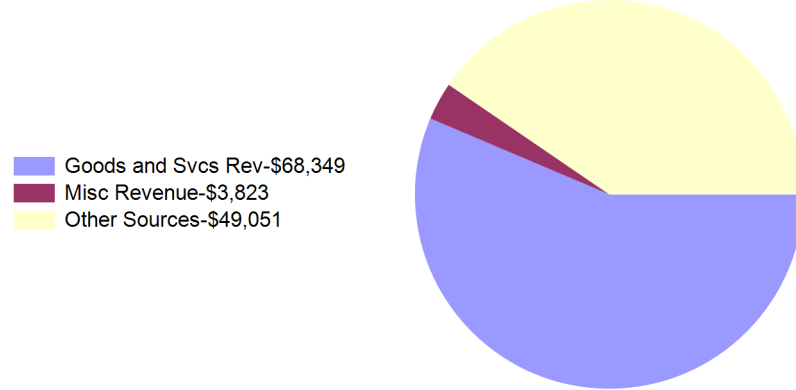
City of Casper, Wyoming Aquatics Fund Summary of Revenues and Expenditures

For Fiscal Year 2023 as of August 31, 2022
16.67 % OF THE FISCAL YEAR HAS ELAPSED

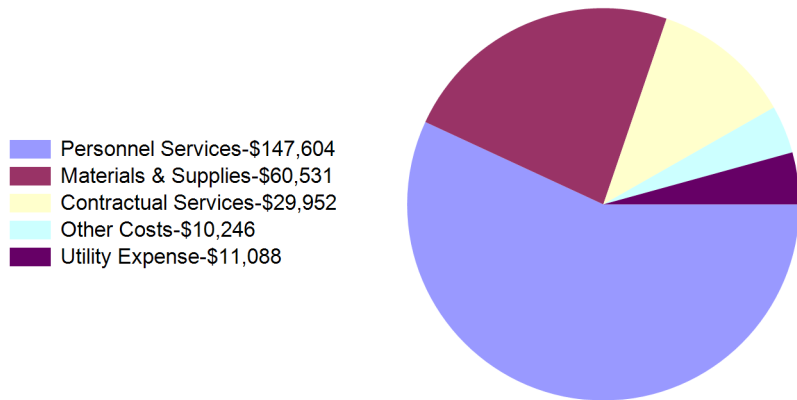
Year To Date Revenues
\$259,625



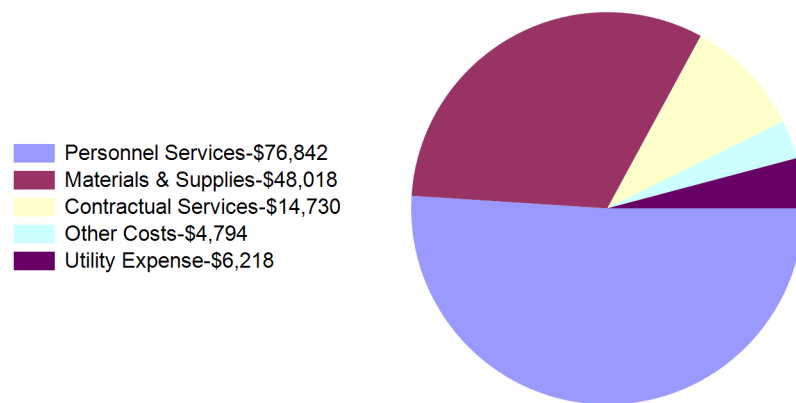
Month To Date Revenues
\$121,223



Year To Date Expenditures
\$259,421



Month To Date Expenditures
\$150,602



City of Casper, Wyoming
Golf Fund Statement of Revenues and Expenditures

For Fiscal Year 2023 as of August 31, 2022
 16.67 % OF THE FISCAL YEAR HAS ELAPSED

	<u>Revised Budget</u>	<u>Current Year To Date</u>	<u>Current Year % of Budget</u>
Revenues:			
Goods and Svcs Rev	\$ 689,000	\$ 242,967	35.26%
Misc Revenue	269,000	139,961	52.03%
Total Revenues	\$ 958,000	\$ 382,928	39.97%

	<u>Revised Budget</u>	<u>Current Year To Date</u>	<u>Current Year % of Budget</u>
Expenditures:			
Personnel Services	\$ 527,391	\$ 111,660	21.17%
Materials & Supplies	152,408	34,730	22.79%
Contractual Services	238,989	50,091	20.96%
Capital Outlay	27,407	-	0.00%
Transfers Out	88,000	-	0.00%
Other Costs	25,319	3,564	14.08%
Utility Expense	12,800	2,591	20.24%
Total Expenditures	\$ 1,072,314	\$ 202,636	18.90%
Net Revenue (Shortfall)	\$ (114,314)	\$ 180,292	21.07%

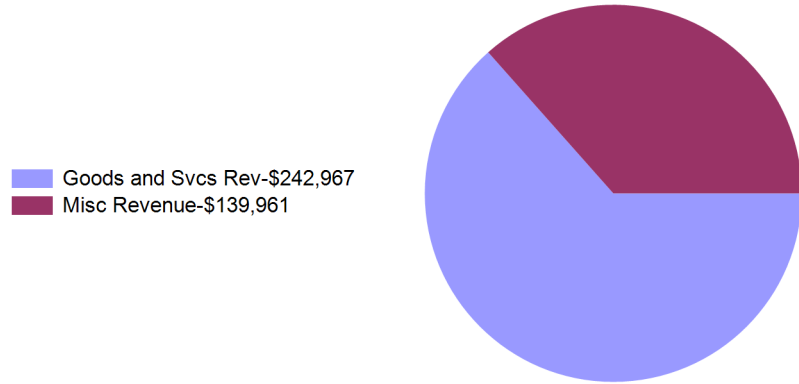
Golf Fund Summary of Cash and Investments

Cash	\$ 718,483
Investments	-
	<u>\$ 718,483</u>

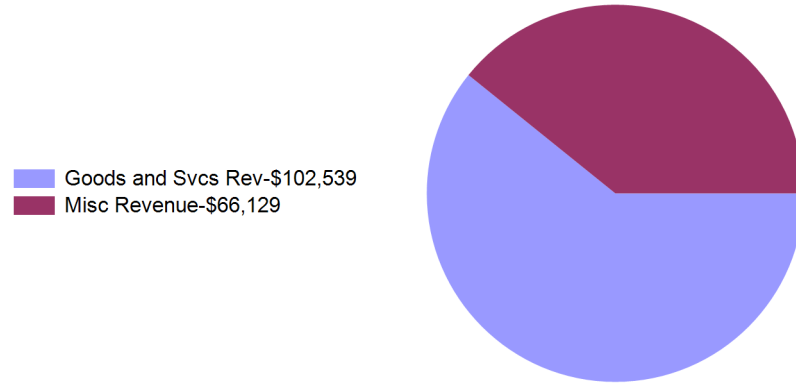
City of Casper, Wyoming Golf Fund Summary of Revenues and Expenditures

For Fiscal Year 2023 as of August 31, 2022
16.67 % OF THE FISCAL YEAR HAS ELAPSED

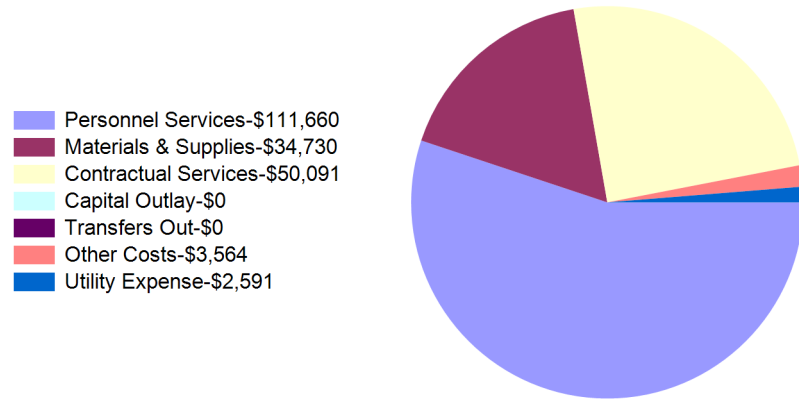
Year To Date Revenues
\$382,928



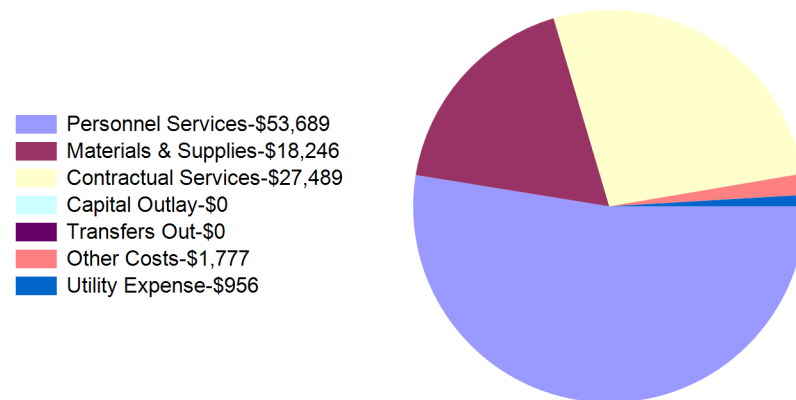
Month To Date Revenues
\$168,667



Year To Date Expenditures
\$202,636



Month To Date Expenditures
\$102,156



City of Casper, Wyoming
Ice Arena Fund Statement of Revenues and Expenditures
 For Fiscal Year 2023 as of August 31, 2022
 16.67 % OF THE FISCAL YEAR HAS ELAPSED

	<u>Revised Budget</u>	<u>Current Year To Date</u>	<u>Current Year % of Budget</u>
Revenues:			
Goods and Svcs Rev	\$ 328,325	\$ 17,120	5.21%
Misc Revenue	28,000	19,930	71.18%
Other Sources	239,128	39,855	16.67%
Total Revenues	\$ 595,453	\$ 76,905	12.92%

	<u>Revised Budget</u>	<u>Current Year To Date</u>	<u>Current Year % of Budget</u>
Expenditures:			
Personnel Services	\$ 315,271	\$ 47,240	14.98%
Materials & Supplies	137,981	18,637	13.51%
Contractual Services	93,977	12,467	13.27%
Other Costs	31,624	4,174	13.20%
Utility Expense	16,600	2,831	17.06%
Total Expenditures	\$ 595,453	\$ 85,350	14.33%
Net Revenue (Shortfall)	\$ -	\$ (8,445)	-1.42%

Cost Recovery 43.41 %

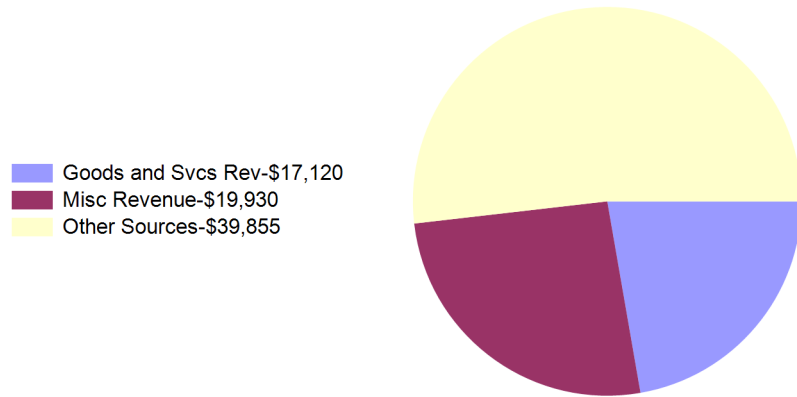
Ice Arena Fund Summary of Cash and Investments

Cash	\$ (73,797)
Investments	-
	<u>\$ (73,797)</u>

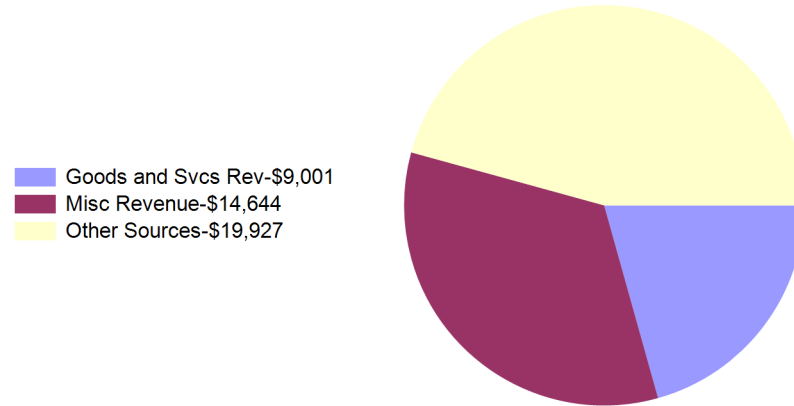
City of Casper, Wyoming Ice Arena Fund Summary of Revenues and Expenditures

For Fiscal Year 2023 as of August 31, 2022
16.67 % OF THE FISCAL YEAR HAS ELAPSED

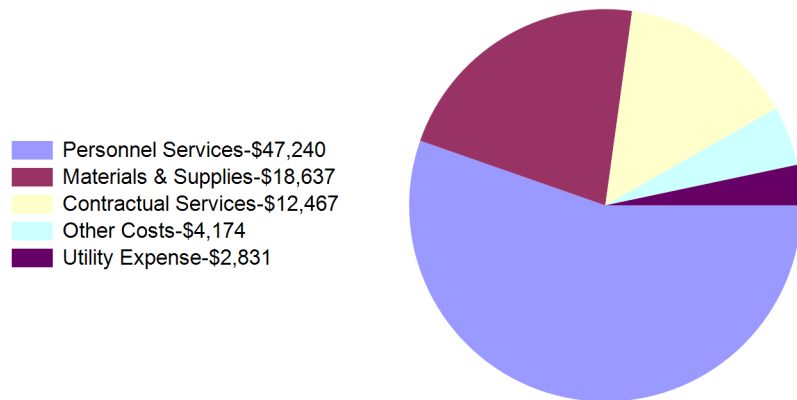
Year To Date Revenues
\$76,905



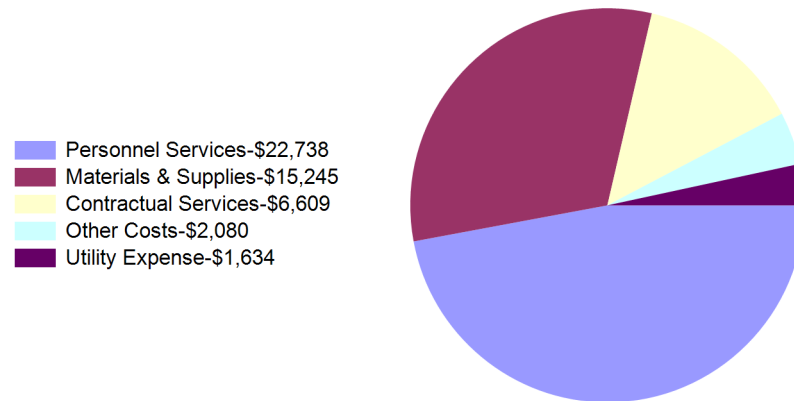
Month To Date Revenues
\$43,572



Year To Date Expenditures
\$85,350



Month To Date Expenditures
\$48,306



City of Casper, Wyoming
Recreation Center Statement of Revenues and Expenditures
For Fiscal Year 2023 as of August 31, 2022
16.67 % OF THE FISCAL YEAR HAS ELASPED

	<u>Revised Budget</u>	<u>Current Year To Date</u>	<u>Current Year % of Budget</u>
Revenues:			
Goods and Svcs Rev	\$ 397,200	\$ 67,556	17.01%
Misc Revenue	55,500	12,399	22.34%
Other Sources	764,624	127,437	16.67%
Total Revenues	\$ 1,217,324	\$ 207,392	17.04%

	<u>Revised Budget</u>	<u>Current Year To Date</u>	<u>Current Year % of Budget</u>
Expenditures:			
Personnel Services	\$ 854,973	\$ 196,709	23.01%
Materials & Supplies	117,195	9,719	8.29%
Contractual Services	155,760	25,368	16.29%
Other Costs	65,696	11,675	17.77%
Utility Expense	23,700	2,752	11.61%
Total Expenditures	\$ 1,217,324	\$ 246,224	20.23%
Net Revenue (Shortfall)	\$ -	\$ (38,832)	-3.19%

Cost Recovery **32.47 %**

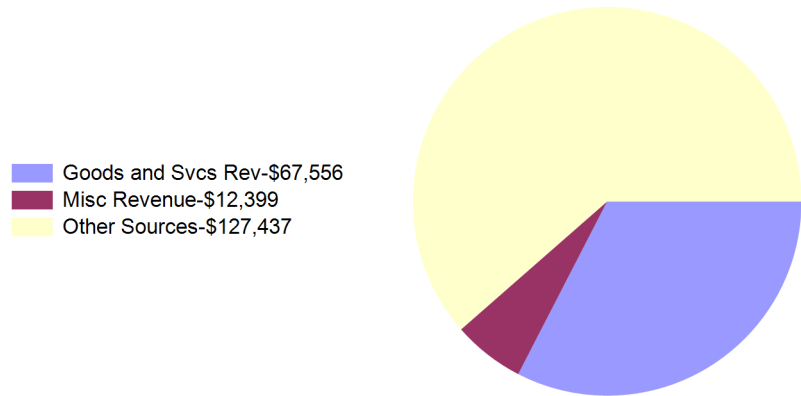
Recreation Center Fund Summary of Cash and Investments

Cash	\$ (334,981)
Investments	-
	<u>\$ (334,981)</u>

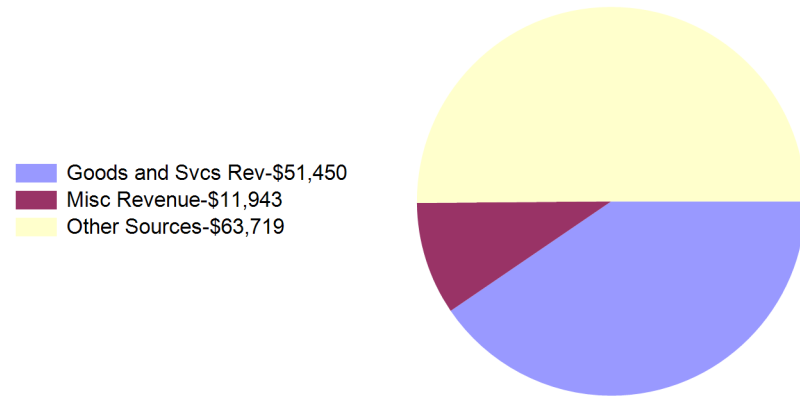
City of Casper, Wyoming Recreation Center Fund Summary of Revenues and Expenditures

For Fiscal Year 2023 as of August 31, 2022
16.67 % OF THE FISCAL YEAR HAS ELAPSED

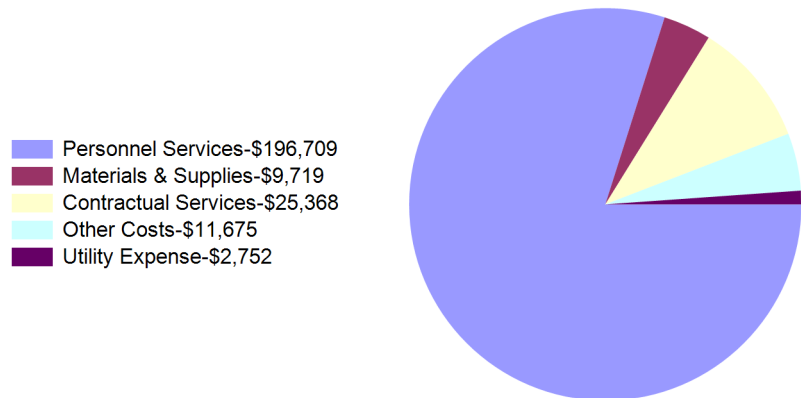
Year To Date Revenues
\$207,392



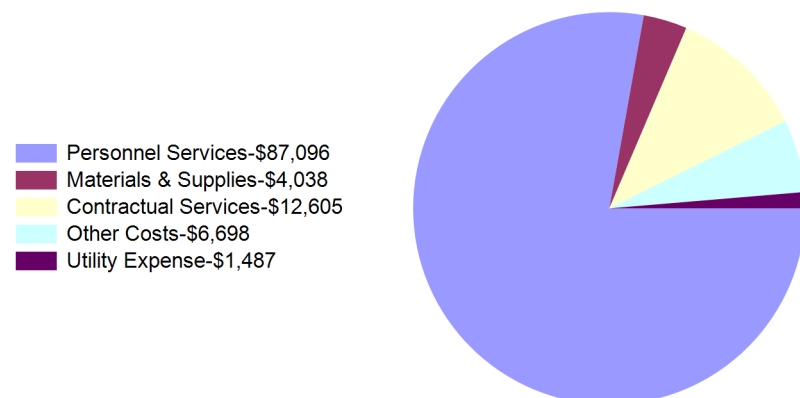
Month To Date Revenues
\$127,112



Year To Date Expenditures
\$246,224



Month To Date Expenditures
\$111,923



City of Casper, Wyoming
Hogadon Fund Statement of Revenues and Expenditures
For Fiscal Year 2023 as of August 31, 2022
16.67 % OF THE FISCAL YEAR HAS ELAPSED

	<u>Revised Budget</u>	<u>Current Year To Date</u>	<u>Current Year % of Budget</u>
Revenues:			
Goods and Svcs Rev	\$ 609,500	\$ -	0.00%
Misc Revenue	39,000	14,750	37.82%
Other Sources	367,449	61,242	16.67%
Total Revenues	\$ 1,015,949	\$ 75,992	7.48%

	<u>Revised Budget</u>	<u>Current Year To Date</u>	<u>Current Year % of Budget</u>
Expenditures:			
Personnel Services	\$ 521,326	\$ 67,088	12.87%
Materials & Supplies	246,428	11,622	4.72%
Contractual Services	187,831	10,575	5.63%
Other Costs	72,364	9,311	12.87%
Utility Expense	3,000	121	4.02%
Total Expenditures	\$ 1,030,949	\$ 98,715	9.58%

Net Revenue (Shortfall) \$ (15,000) \$ (22,724) -2.10%

Cost Recovery 14.94 %


Hogadon Fund Summary of Cash and Investments

Cash	\$ 168,703
Investments	-
	<u>\$ 168,703</u>


City of Casper, Wyoming Hogadon Fund Summary of Revenues and Expenditures

For Fiscal Year 2023 as of August 31, 2022
16.67 % OF THE FISCAL YEAR HAS ELASPED

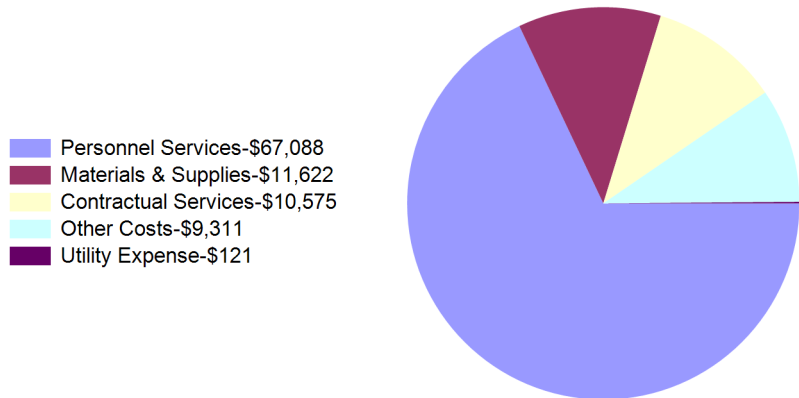
Year To Date Revenues
\$75,992



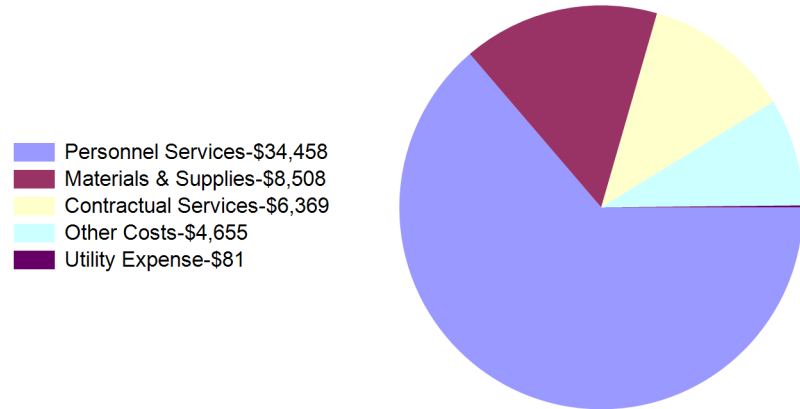
Month To Date Revenues
\$45,121



Year To Date Expenditures
\$98,715



Month To Date Expenditures
\$54,071



City of Casper, Wyoming
Ford Wyoming Center Statement of Revenues and Expenditures

For Fiscal Year 2023 as of August 31, 2022
 16.67 % OF THE FISCAL YEAR HAS ELAPSED

	Revised Budget	Current Year To Date	Current Year % of Budget
Revenues:			
Intergovernmental	\$ 77,165	\$ -	0.00%
Misc Revenue	15,870	1,323	8.33%
Other Sources	976,349	162,725	16.67%
Total Revenues	\$ 1,069,384	\$ 164,047	15.34%

	Revised Budget	Current Year To Date	Current Year % of Budget
Expenditures:			
Materials & Supplies	\$ 9,456	\$ -	0.00%
Contractual Services	979,940	147,973	15.10%
Capital Outlay	62,195	-	0.00%
Other Costs	82,763	13,794	16.67%
Total Expenditures	\$ 1,134,354	\$ 161,767	14.26%

Net Revenue (Shortfall)	\$ (64,970)	\$ 2,280	1.08%
--------------------------------	--------------------	-----------------	--------------

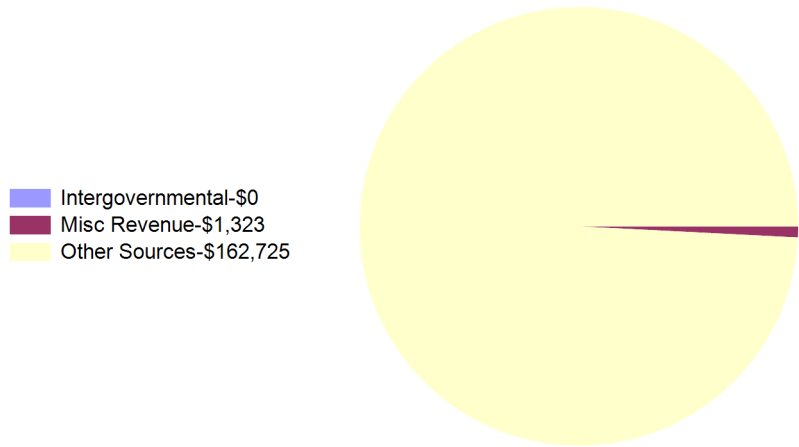
Ford Wyoming Center Summary of Cash and Investments

Cash	\$ 320,767
Investments	-
	\$ 320,767

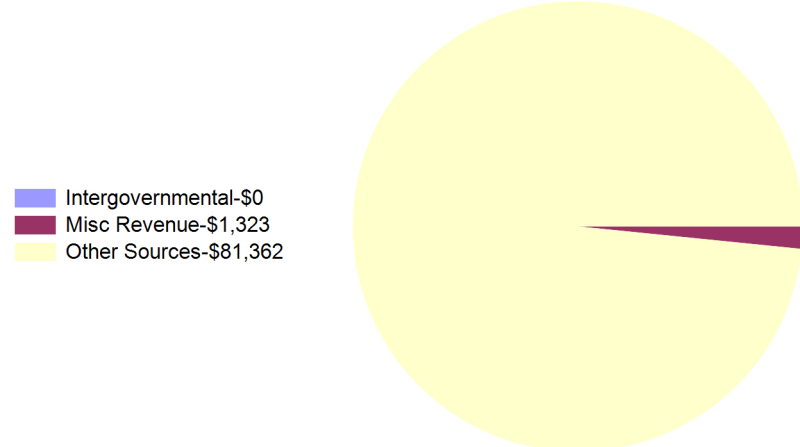
City of Casper, Wyoming Ford Wyoming Center Summary of Revenues and Expenditures

For Fiscal Year 2023 as of August 31, 2022
16.67 % OF THE FISCAL YEAR HAS ELAPSED

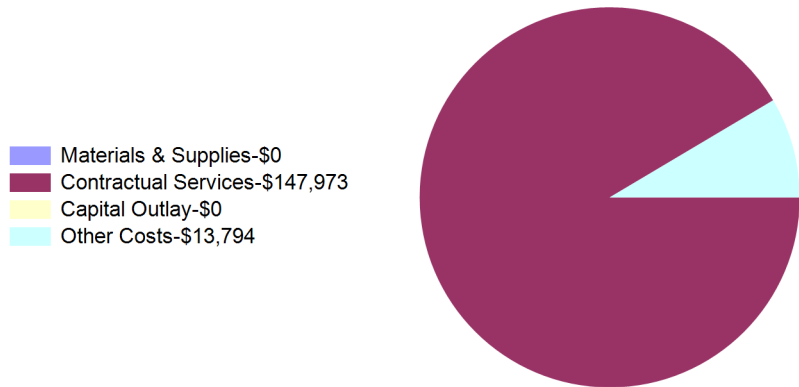
Year To Date Revenues
\$164,047



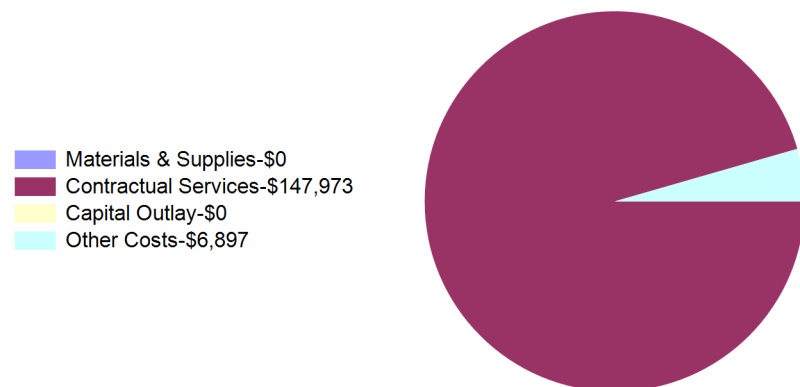
Month To Date Revenues
\$82,685



Year To Date Expenditures
\$161,767



Month To Date Expenditures
\$154,870

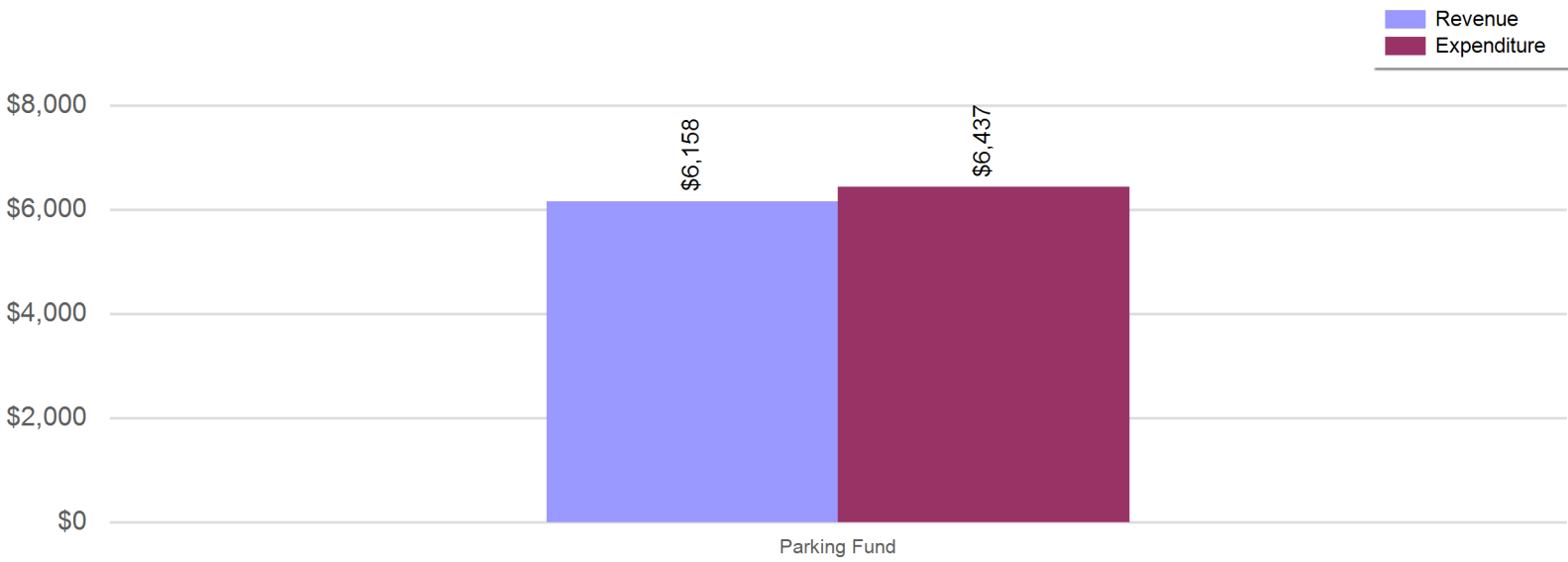


City of Casper, Wyoming
Other Enterprise Funds Balance Sheet
For Fiscal Year 2023 as of August 31, 2022
16.67 % OF THE FISCAL YEAR HAS ELAPSED

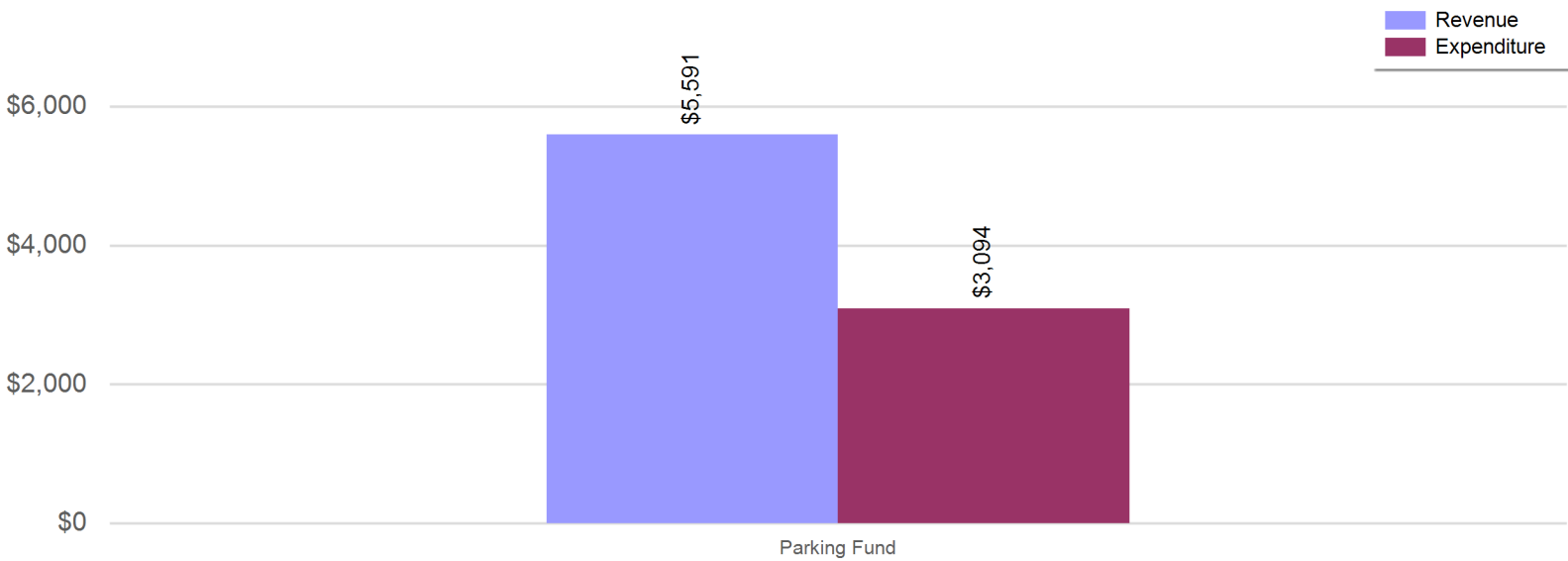
	Parking Fund
ASSETS	
Current Assets	
Cash	\$ 8,997
Investments	144,903
Market Adjustments	-
Interest Receivable	-
Accounts Receivable	-
Total Current Assets	153,900
Capital Assets	
Land, Buildings & Improvements	2,981,187
Equipment	55,379
Accumulated Depreciation	(2,183,419)
Total Capital Assets	853,147
Total Assets	\$ 1,007,046
LIABILITIES	
Current Liabilities	
Accounts Payable	\$ -
Total Current Liabilities	-
Total Liabilities	\$ -
NET POSITION	
Net Investment in Capital Assets	\$ 853,147
Unrestricted	153,900
Total Net Position	\$ 1,007,046

City of Casper, Wyoming
Other Enterprise Funds Revenue and Expenditure Comparison
For Fiscal Year 2023 as of August 31, 2022
16.67 % OF THE FISCAL YEAR HAS ELAPSED

Other Enterprise Funds YTD Revenue and Expenditure Comparison



Other Enterprise Funds MTD Revenue and Expenditure Comparison



City of Casper, Wyoming
Parking Lots Statement of Revenues and Expenditures

For Fiscal Year 2023 as of August 31, 2022
 16.67 % OF THE FISCAL YEAR HAS ELASPED

	<u>Revised Budget</u>	<u>Current Year To Date</u>	<u>Current Year % of Budget</u>
Revenues:			
Investments	\$ -	\$ 4,428	
Goods and Svcs Rev	1,500	205	13.67%
Misc Revenue	15,477	1,525	9.86%
Total Revenues	\$ 16,977	\$ 6,158	36.27%

	<u>Revised Budget</u>	<u>Current Year To Date</u>	<u>Current Year % of Budget</u>
Expenditures:			
Contractual Services	\$ 47,924	\$ 5,993	12.50%
Other Costs	2,663	444	16.66%
Total Expenditures	\$ 50,587	\$ 6,437	12.72%
Net Revenue (Shortfall)	\$ (33,610)	\$ (278)	23.55%

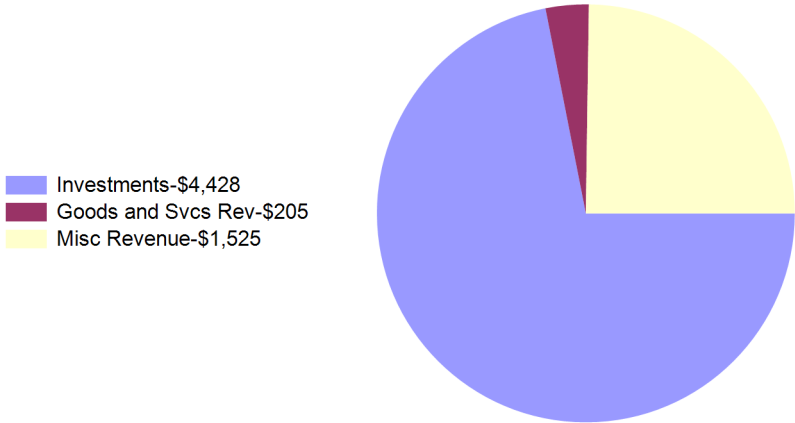
Parking Lots Summary of Cash and Investments

Cash	\$ 8,997
Investments	144,903
	<u>\$ 153,900</u>

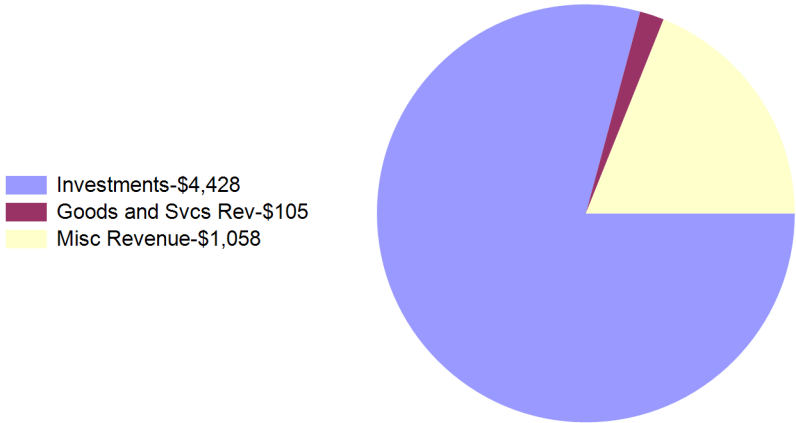
City of Casper, Wyoming Parking Lots Summary of Revenues and Expenditures

For Fiscal Year 2023 as of August 31, 2022
16.67 % OF THE FISCAL YEAR HAS ELAPSED

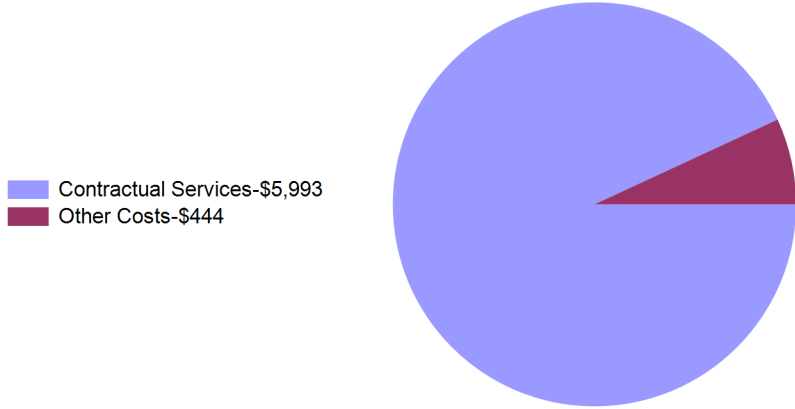
Year To Date Revenues
\$6,158



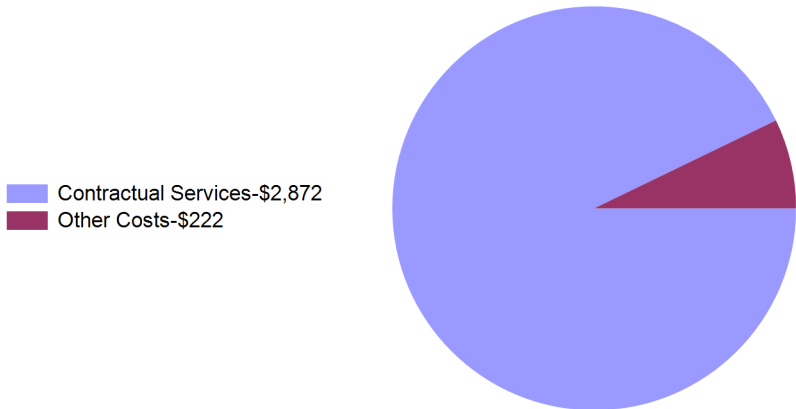
Month To Date Revenues
\$5,591



Year To Date Expenditures
\$6,437



Month To Date Expenditures
\$3,094



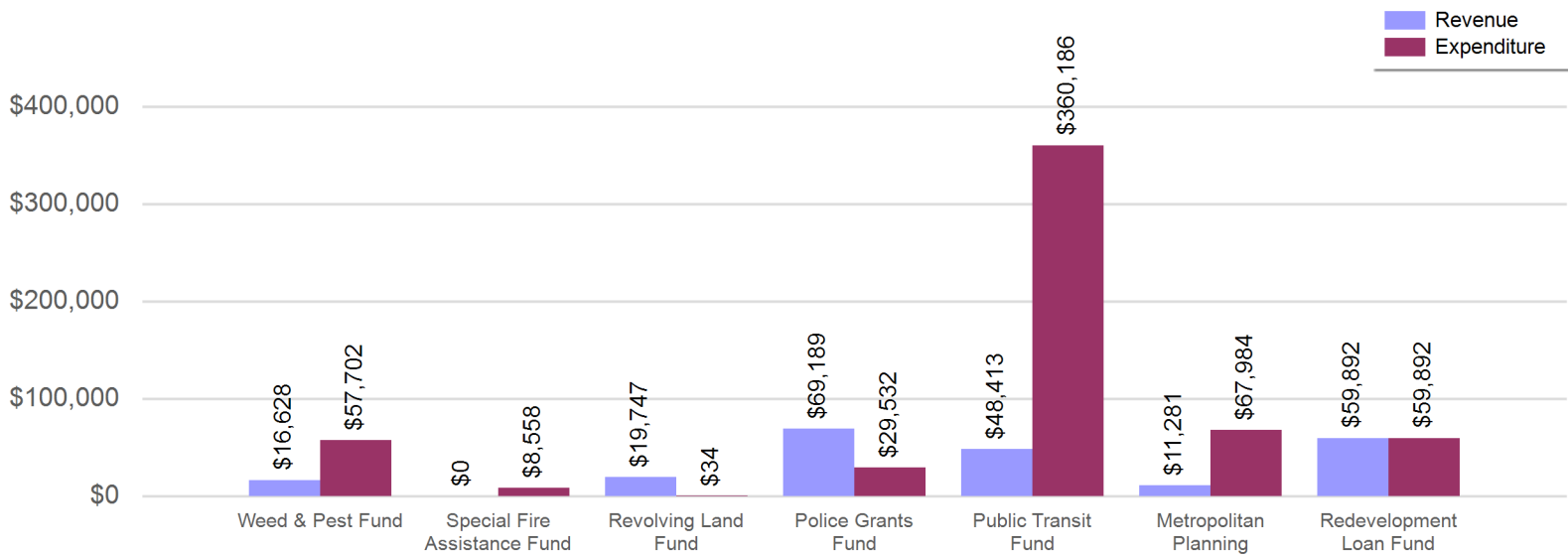
City of Casper, Wyoming
Special Revenue Funds Consolidated Balance Sheet

For Fiscal Year 2023 as of August 31, 2022
16.67 % OF THE FISCAL YEAR HAS ELAPSED

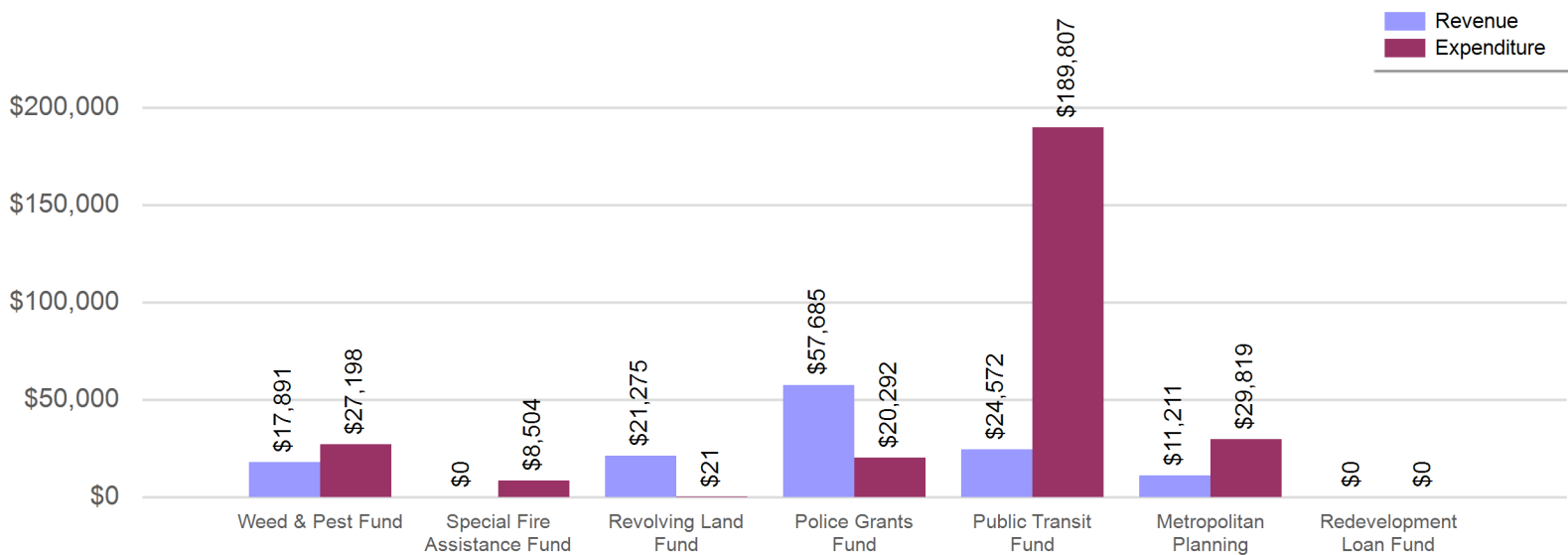
	Weed & Pest Fund	Special Fire Assistance Fund	Revolving Land Fund	Police Grants Fund	Public Transit Fund	Metropolitan Planning	Redevelopment Loan Fund
ASSETS							
Current Assets							
Cash	\$ 214,859	\$ 12,670	\$ 116,565	\$ (101,556)	\$ (1,310,829)	\$ 182,116	\$ 100,937
Investments	783,453		706,034				
Market Adjustments	-		-				
Interest Receivable	-		-				4,027
Grants Receivable		-		173,123	186,963	61,524	
Loans Receivable							164,000
Accounts Receivable	-	-	-	4,999	2,123	-	
Prepaid Expenses						36,833	
Total Current Assets	998,313	12,670	822,599	76,566	(1,121,743)	280,473	268,964
Total Assets	\$ 998,313	\$ 12,670	\$ 822,599	\$ 76,566	\$ (1,121,743)	\$ 280,473	\$ 268,964
LIABILITIES							
Current Liabilities							
Accounts Payable	\$ 6,895	\$	\$ -	\$ 15,515	\$ 88,479	\$ 24,097	\$
Accrued Wages and Benefits Payable	13,996			2,636	48,697	10,567	
Interest Payable							4,027
Deferred Revenue				-	4,008	-	
Total Current Liabilities	20,891		-	18,151	141,184	34,665	4,027
Total Liabilities	\$ 20,891	\$	\$ -	\$ 18,151	\$ 141,184	\$ 34,665	\$ 4,027
NET POSITION							
Unrestricted	\$ 977,422	\$ 12,670	\$ 822,599	\$ 58,414	\$ (1,262,927)	\$ 245,809	\$ 264,937
Total Net Position	\$ 977,422	\$ 12,670	\$ 822,599	\$ 58,414	\$ (1,262,927)	\$ 245,809	\$ 264,937

City of Casper, Wyoming
Special Revenue Funds Funds Revenue and Expenditure Comparison
 For Fiscal Year 2023 as of August 31, 2022
 16.67 % OF THE FISCAL YEAR HAS ELAPSED

Special Revenue Funds YTD Revenue and Expenditure Comparison



Special Revenue Funds MTD Revenue and Expenditure Comparison



City of Casper, Wyoming
Weed & Pest Fund Statement of Revenues and Expenditures
For Fiscal Year 2023 as of August 31, 2022
16.67 % OF THE FISCAL YEAR HAS ELAPSED

	<u>Revised Budget</u>	<u>Current Year To Date</u>	<u>Current Year % of Budget</u>
Revenues:			
Investments	\$ -	\$ 16,678	
Local Taxes	800,000	-	0.00%
Misc Revenue	2,897	(49)	-1.70%
Total Revenues	\$ 802,897	\$ 16,628	2.07%

	<u>Revised Budget</u>	<u>Current Year To Date</u>	<u>Current Year % of Budget</u>
Expenditures:			
Personnel Services	\$ 303,560	\$ 45,978	15.15%
Materials & Supplies	87,616	3,586	4.09%
Contractual Services	112,886	5,425	4.81%
Capital Outlay	207,000	-	0.00%
Other Costs	14,253	1,699	11.92%
Utility Expense	300	1,014	337.86%
Total Expenditures	\$ 725,615	\$ 57,702	7.95%
Net Revenue (Shortfall)	\$ 77,282	\$ (41,073)	-5.88%

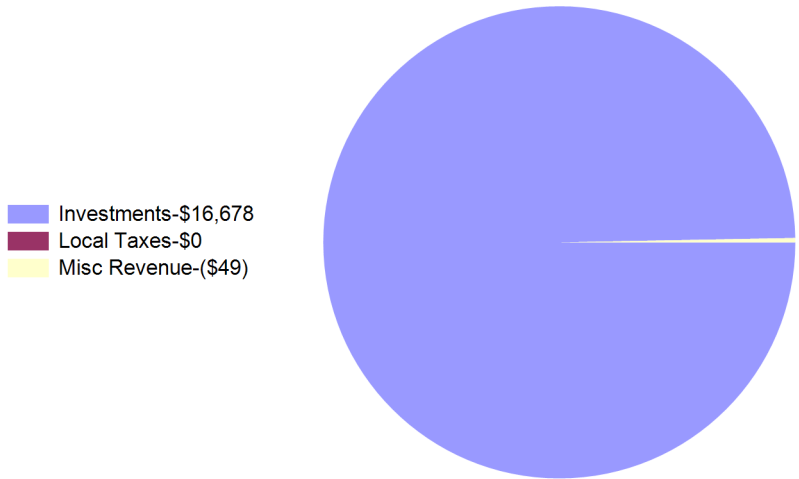
Weed & Pest Fund Summary of Cash and Investments

Cash	\$ 214,859
Investments	783,453
	<u>\$ 998,313</u>

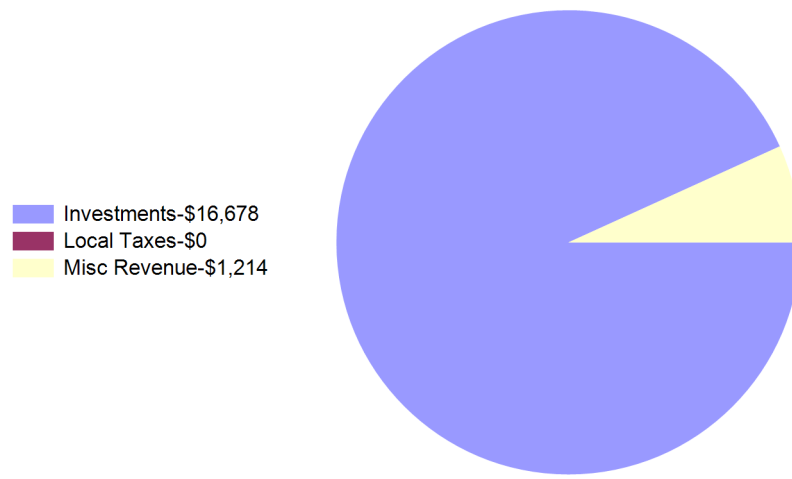
City of Casper, Wyoming Weed & Pest Fund Summary of Revenues and Expenditures

For Fiscal Year 2023 as of August 31, 2022
16.67 % OF THE FISCAL YEAR HAS ELAPSED

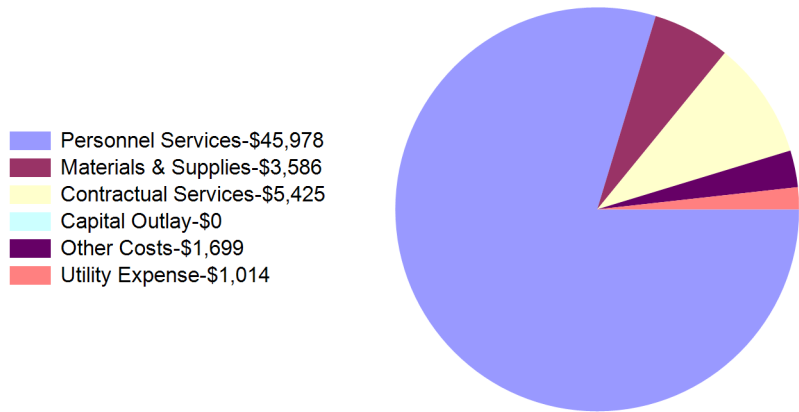
Year To Date Revenues
\$16,628



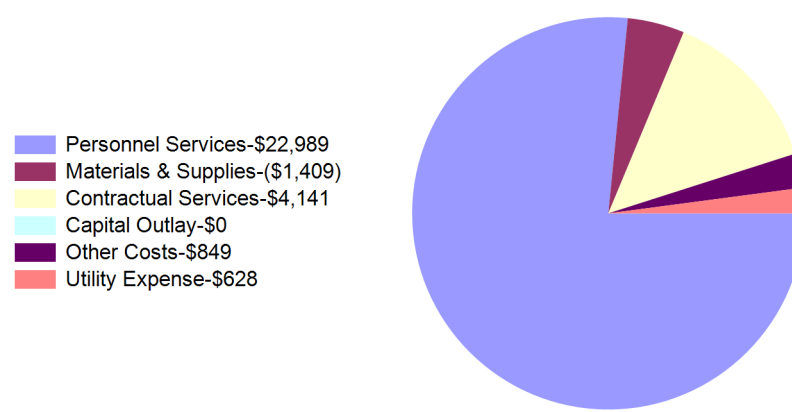
Month To Date Revenues
\$17,891



Year To Date Expenditures
\$57,702



Month To Date Expenditures
\$27,198



City of Casper, Wyoming
Special Fire Assistance Fund Statement of Revenues and Expenditures
For Fiscal Year 2023 as of August 31, 2022
16.67 % OF THE FISCAL YEAR HAS ELAPSED

	<u>Revised Budget</u>	<u>Current Year To Date</u>	<u>Current Year % of Budget</u>
Revenues:			
Intergovernmental	\$ 351,087	\$ -	0.00%
Misc Revenue	109,985	-	0.00%
Total Revenues	\$ 461,072	\$ -	0.00%

	<u>Revised Budget</u>	<u>Current Year To Date</u>	<u>Current Year % of Budget</u>
Expenditures:			
Personnel Services	\$ 59,985	\$ -	0.00%
Materials & Supplies	200,162	8,558	4.28%
Capital Outlay	200,926	-	0.00%
Total Expenditures	\$ 461,073	\$ 8,558	1.86%
Net Revenue (Shortfall)	\$ (1)	\$ (8,558)	-1.86%

Special Fire Assistance Fund Summary of Cash and Investments

Cash	\$ 12,670
Investments	-
	<u>\$ 12,670</u>

City of Casper, Wyoming Special Fire Assistance Fund Summary of Revenues and Expenditures

For Fiscal Year 2023 as of August 31, 2022
16.67 % OF THE FISCAL YEAR HAS ELAPSED

Year To Date Revenues
\$0

Month To Date Revenues
\$0

Intergovernmental-\$0
Misc Revenue-\$0



Intergovernmental-\$0
Misc Revenue-\$0

Year To Date Expenditures
\$8,558

Month To Date Expenditures
\$8,504

Personnel Services-\$0
Materials & Supplies-\$8,558
Capital Outlay-\$0

Personnel Services-\$0
Materials & Supplies-\$8,504
Capital Outlay-\$0



City of Casper, Wyoming
Revolving Land Fund Statement of Revenues and Expenditures

For Fiscal Year 2023 as of August 31, 2022
 16.67 % OF THE FISCAL YEAR HAS ELAPSED

	Revised Budget	Current Year To Date	Current Year % of Budget
Revenues:			
Investments	\$ -	\$ 20,182	
Misc Revenue	5,849	(435)	-7.43%
Other Sources	1,725,000	-	0.00%
Total Revenues	\$ 1,730,849	\$ 19,747	1.14%

	Revised Budget	Current Year To Date	Current Year % of Budget
Expenditures:			
Contractual Services	\$ 45,295	\$ 34	0.08%
Capital Outlay	645,000	-	0.00%
Total Expenditures	\$ 690,295	\$ 34	0.00%
Net Revenue (Shortfall)	\$ 1,040,554	\$ 19,713	1.14%

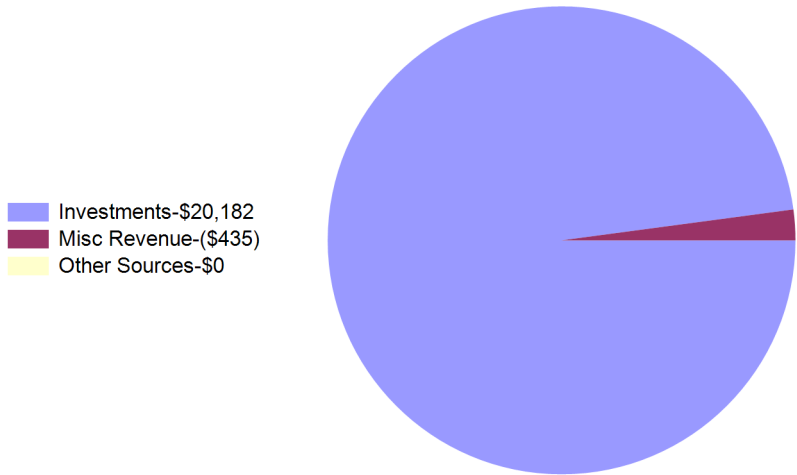
Revolving Land Fund Summary of Cash and Investments

Cash	\$ 116,565
Investments	706,034
	\$ 822,599

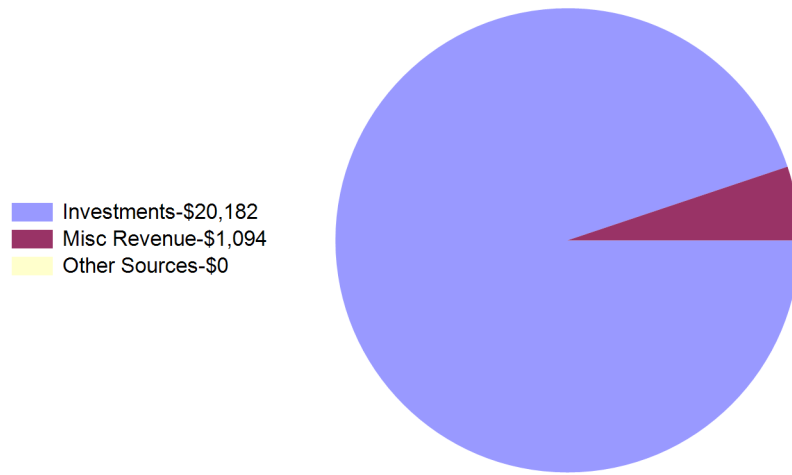
City of Casper, Wyoming Revolving Land Fund Summary of Revenues and Expenditures

For Fiscal Year 2023 as of August 31, 2022
16.67 % OF THE FISCAL YEAR HAS ELAPSED

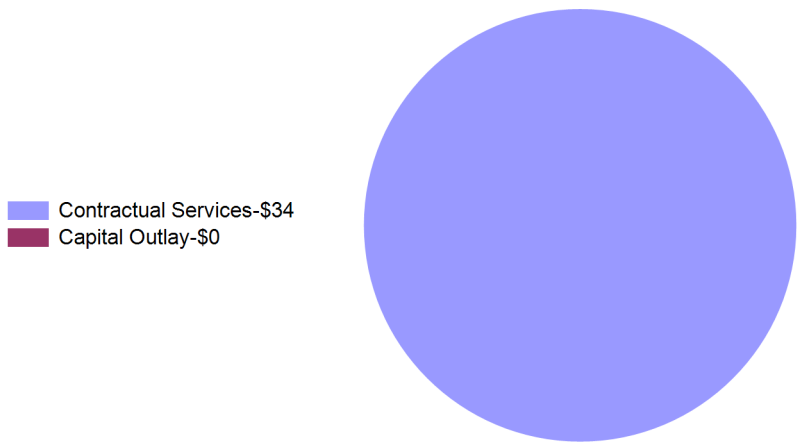
Year To Date Revenues
\$19,747



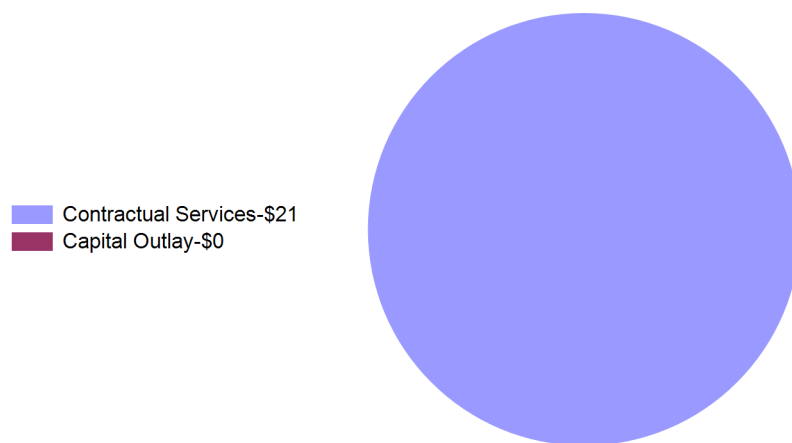
Month To Date Revenues
\$21,275



Year To Date Expenditures
\$34



Month To Date Expenditures
\$21



City of Casper, Wyoming
Police Grants Fund Statement of Revenues and Expenditures
For Fiscal Year 2023 as of August 31, 2022
16.67 % OF THE FISCAL YEAR HAS ELASPED

	<u>Revised Budget</u>	<u>Current Year To Date</u>	<u>Current Year % of Budget</u>
Revenues:			
Intergovernmental	\$ 207,416	\$ 21,172	10.21%
Misc Revenue	-	45,502	
Other Sources	15,093	2,516	16.67%
Total Revenues	\$ 222,509	\$ 69,189	31.10%

	<u>Revised Budget</u>	<u>Current Year To Date</u>	<u>Current Year % of Budget</u>
Expenditures:			
Personnel Services	\$ 177,209	\$ 13,997	7.90%
Materials & Supplies	6,700	3,650	54.48%
Contractual Services	37,000	11,885	32.12%
Other Costs	1,600	-	0.00%
Total Expenditures	\$ 222,509	\$ 29,532	13.27%

Net Revenue (Shortfall) \$ - \$ **39,658** **17.82%**

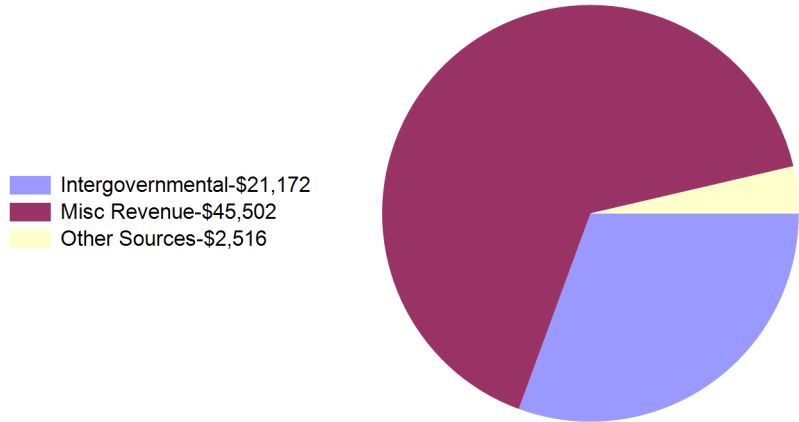
Police Grants Fund Summary of Cash and Investments

Cash	\$ (101,556)
Investments	-
	<u>\$ (101,556)</u>

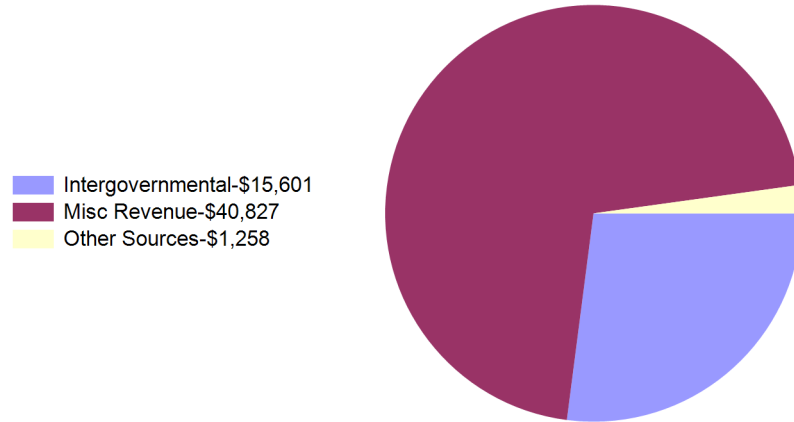
City of Casper, Wyoming Police Grants Fund Summary of Revenues and Expenditures

For Fiscal Year 2023 as of August 31, 2022
16.67 % OF THE FISCAL YEAR HAS ELAPSED

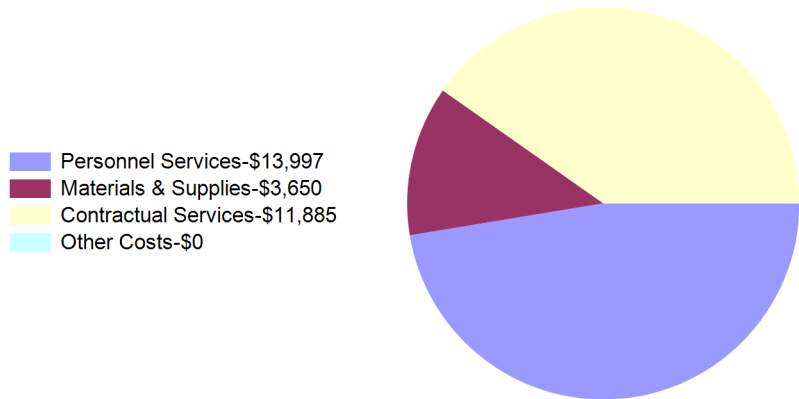
Year To Date Revenues
\$69,189



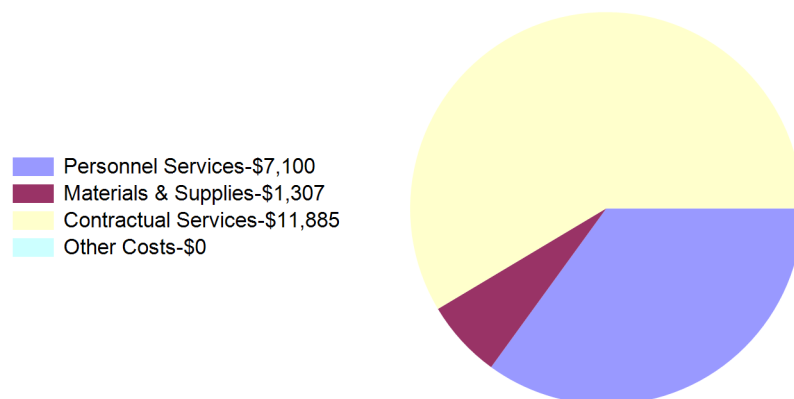
Month To Date Revenues
\$57,685



Year To Date Expenditures
\$29,532



Month To Date Expenditures
\$20,292



City of Casper, Wyoming
Public Transit Fund Statement of Revenues and Expenditures

For Fiscal Year 2023 as of August 31, 2022
 16.67 % OF THE FISCAL YEAR HAS ELAPSED

	Revised Budget	Current Year To Date	Current Year % of Budget
Revenues:			
Intergovernmental	\$ 3,586,542	\$ -	0.00%
Goods and Svcs Rev	90,000	17,480	19.42%
Misc Revenue	150,852	-	0.00%
Other Sources	458,485	30,934	6.75%
Total Revenues	\$ 4,285,879	\$ 48,413	1.13%

	Revised Budget	Current Year To Date	Current Year % of Budget
Expenditures:			
Personnel Services	\$ 1,828,159	\$ 265,856	14.54%
Materials & Supplies	237,647	25,594	10.77%
Contractual Services	311,833	19,668	6.31%
Capital Outlay	1,855,899	47,500	2.56%
Other Costs	152,303	684	0.45%
Utility Expense	17,600	884	5.02%
Total Expenditures	\$ 4,403,441	\$ 360,186	8.18%

Net Revenue (Shortfall) \$ (117,562) \$ (311,772) -7.05%

Public Transit Fund Summary of Cash and Investments

Cash	\$ (1,310,829)
Investments	-
	<u>\$ (1,310,829)</u>


City of Casper, Wyoming

Public Transit Fund Summary of Revenues and Expenditures

For Fiscal Year 2023 as of August 31, 2022
16.67 % OF THE FISCAL YEAR HAS ELAPSED

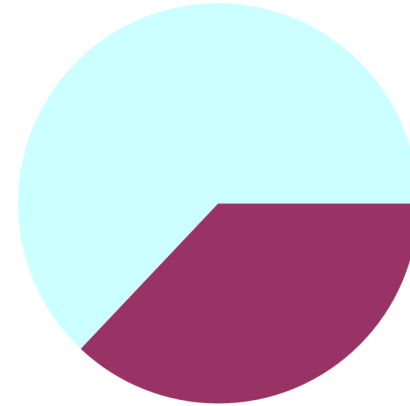
Year To Date Revenues
\$48,413

- Intergovernmental-\$0
- Goods and Svcs Rev-\$17,480
- Misc Revenue-\$0
- Other Sources-\$30,934



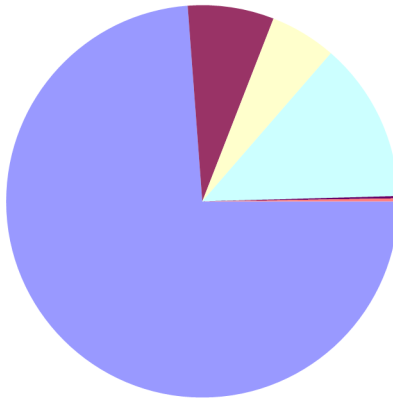
Month To Date Revenues
\$24,572

- Intergovernmental-\$0
- Goods and Svcs Rev-\$9,105
- Misc Revenue-\$0
- Other Sources-\$15,467



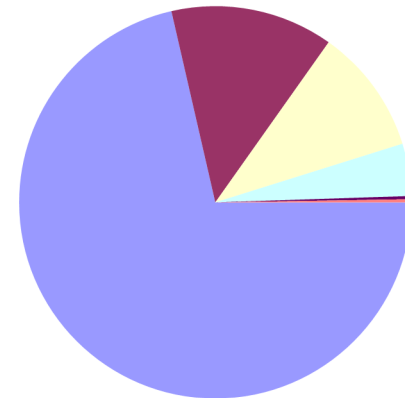
Year To Date Expenditures
\$360,186

- Personnel Services-\$265,856
- Materials & Supplies-\$25,594
- Contractual Services-\$19,668
- Capital Outlay-\$47,500
- Other Costs-\$684
- Utility Expense-\$884



Month To Date Expenditures
\$189,807

- Personnel Services-\$135,529
- Materials & Supplies-\$25,446
- Contractual Services-\$19,668
- Capital Outlay-\$8,180
- Other Costs-\$500
- Utility Expense-\$484



City of Casper, Wyoming
Metropolitan Planning Fund Statement of Revenues and Expenditures
For Fiscal Year 2023 as of August 31, 2022
16.67 % OF THE FISCAL YEAR HAS ELASPED

	<u>Revised Budget</u>	<u>Current Year To Date</u>	<u>Current Year % of Budget</u>
Revenues:			
Intergovernmental	\$ 1,457,634	\$ -	0.00%
Misc Revenue	24,642	-	0.00%
Other Sources	67,684	11,281	16.67%
Total Revenues	\$ 1,549,960	\$ 11,281	0.73%

	<u>Revised Budget</u>	<u>Current Year To Date</u>	<u>Current Year % of Budget</u>
Expenditures:			
Personnel Services	\$ 370,017	\$ 48,651	13.15%
Materials & Supplies	8,000	-	0.00%
Contractual Services	2,000	83	4.17%
Capital Outlay	1,168,651	15,561	1.33%
Other Costs	13,000	3,689	28.38%
Total Expenditures	\$ 1,561,668	\$ 67,984	4.35%
Net Revenue (Shortfall)	\$ (11,708)	\$ (56,704)	-3.63%

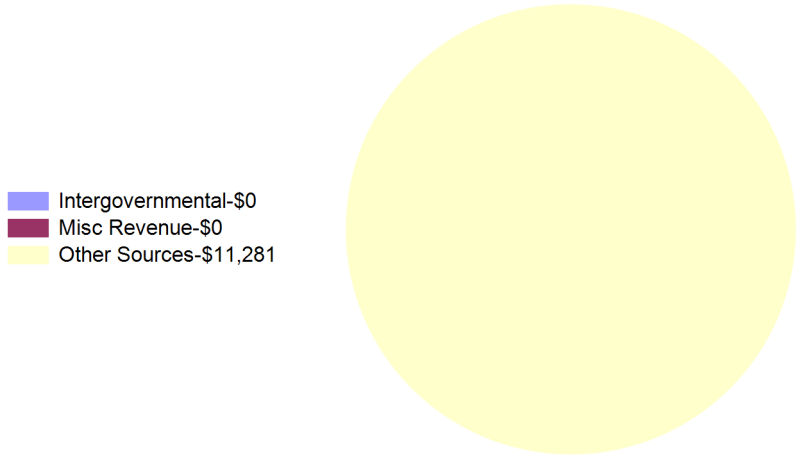
Metropolitan Planning Fund Summary of Cash and Investments

Cash	\$ 182,116
Investments	-
	<u>\$ 182,116</u>

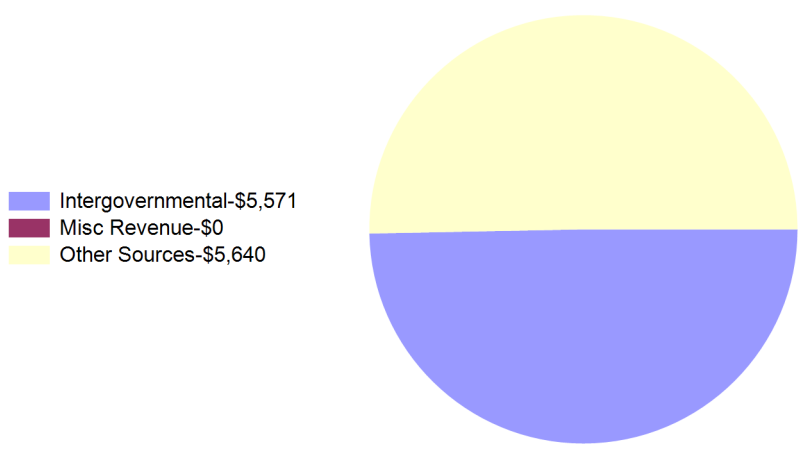
City of Casper, Wyoming Metropolitan Planning Fund Summary of Revenues and Expenditures

For Fiscal Year 2023 as of August 31, 2022
16.67 % OF THE FISCAL YEAR HAS ELAPSED

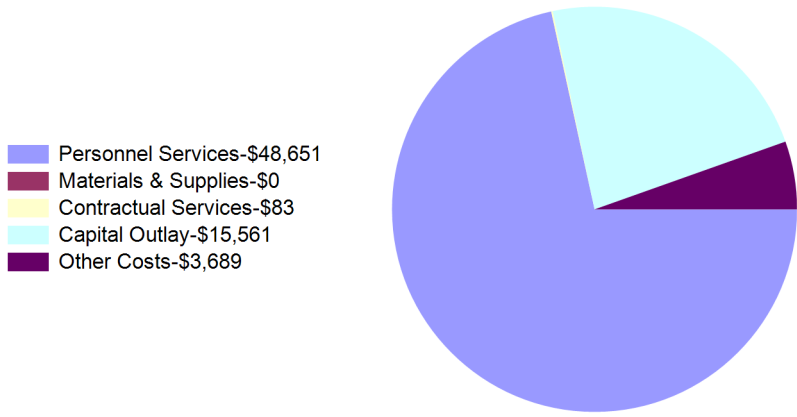
Year To Date Revenues
\$11,281



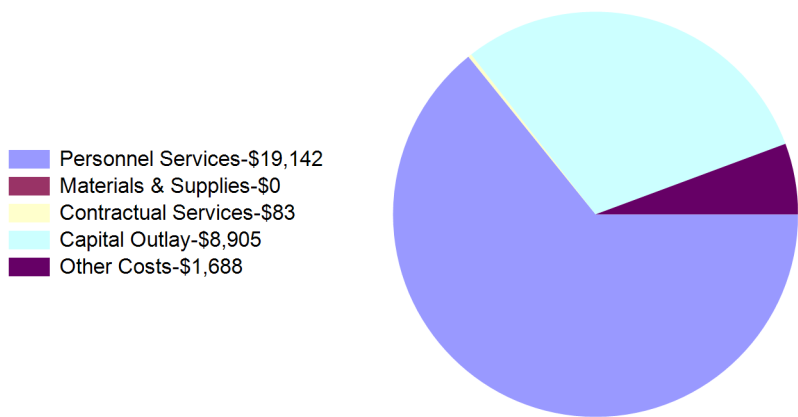
Month To Date Revenues
\$11,211



Year To Date Expenditures
\$67,984



Month To Date Expenditures
\$29,819



City of Casper, Wyoming
Redevelopment Loan Fund Statement of Revenues and Expenditures
For Fiscal Year 2023 as of August 31, 2022
16.67 % OF THE FISCAL YEAR HAS ELAPSED

	<u>Revised Budget</u>	<u>Current Year To Date</u>	<u>Current Year % of Budget</u>
Revenues:			
Other Sources	\$ 63,157	\$ 59,892	94.83%
Total Revenues	\$ 63,157	\$ 59,892	94.83%
	<u>Revised Budget</u>	<u>Current Year To Date</u>	<u>Current Year % of Budget</u>
Expenditures:			
Debt Service	\$ 63,157	\$ 59,892	94.83%
Total Expenditures	\$ 63,157	\$ 59,892	94.83%
Net Revenue (Shortfall)	\$ -	\$ -	0.00%

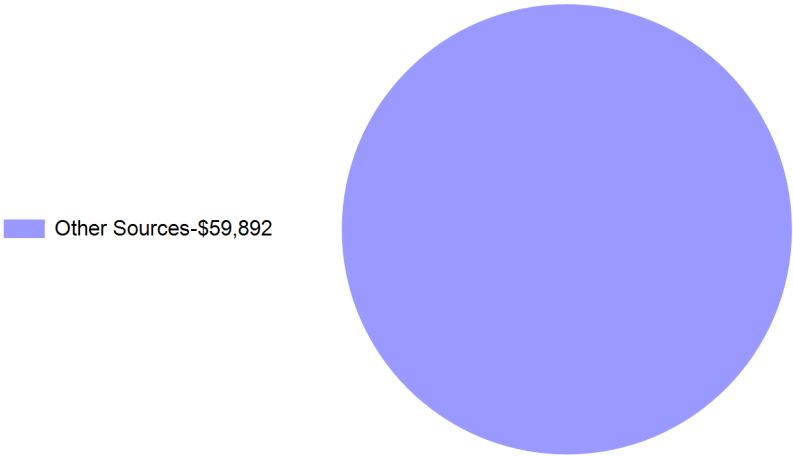
Redevelopment Loan Fund Summary of Cash and Investments

Cash	\$ 100,937
Investments	-
	<u>\$ 100,937</u>

City of Casper, Wyoming Redevelopment Loan Fund Summary of Revenues and Expenditures

For Fiscal Year 2023 as of August 31, 2022
16.67 % OF THE FISCAL YEAR HAS ELAPSED

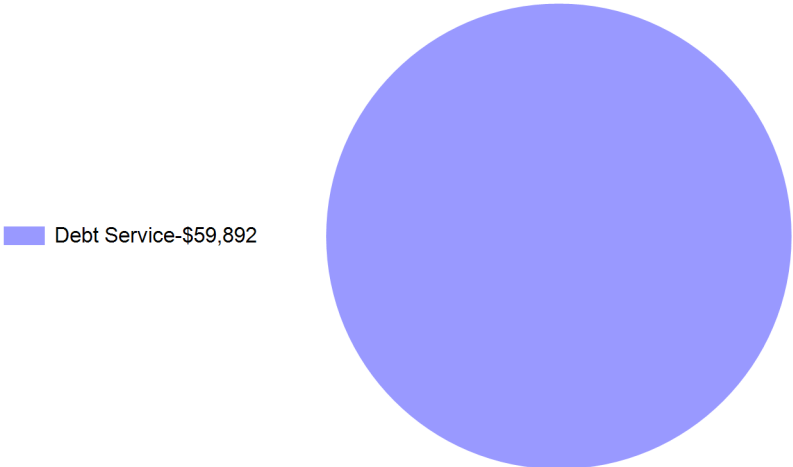
Year To Date Revenues
\$59,892



Month To Date Revenues
\$0



Year To Date Expenditures
\$59,892



Month To Date Expenditures
\$0

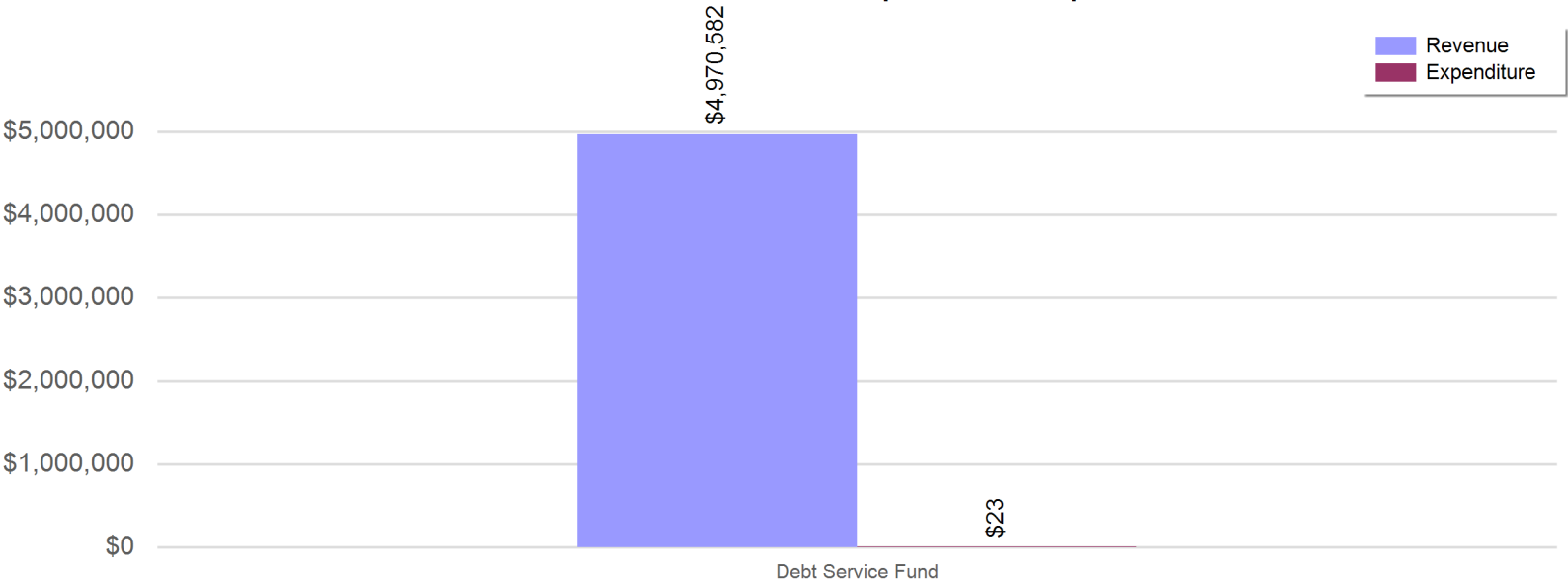


City of Casper, Wyoming
Debt Service Funds Balance Sheet
For Fiscal Year 2023 as of August 31, 2022
16.67 % OF THE FISCAL YEAR HAS ELAPSED

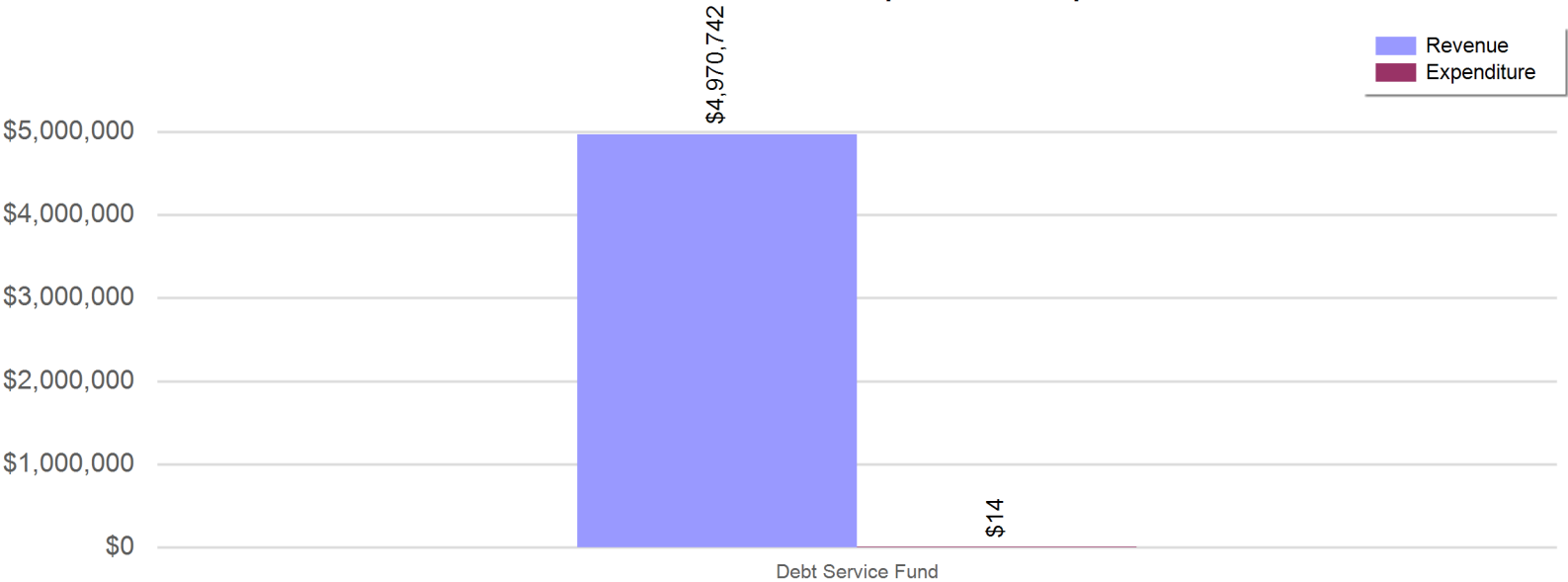
	<u>Debt Service Fund</u>
ASSETS	
Current Assets	
Cash	\$ 200,204
Investments	5,533,557
Market Adjustments	-
Interest Receivable	9,024
Loans Receivable	117,917
Accounts Receivable	(23,665)
Total Current Assets	<u>5,837,036</u>
Total Assets	<u>\$ 5,837,036</u>
LIABILITIES	
Current Liabilities	
Accounts Payable	\$ -
Total Current Liabilities	<u>-</u>
Total Liabilities	<u>\$ -</u>
NET POSITION	
Unrestricted	\$ 5,837,036
Total Net Position	<u>\$ 5,837,036</u>

City of Casper, Wyoming
Debt Service Funds Revenue and Expenditure Comparison
For Fiscal Year 2023 as of August 31, 2022
16.67 % OF THE FISCAL YEAR HAS ELAPSED

Debt Service Funds YTD Revenue and Expenditure Comparison



Debt Service Funds MTD Revenue and Expenditure Comparison



City of Casper, Wyoming
Local Assessment District Fund Statement of Revenues and Expenditures

For Fiscal Year 2023 as of August 31, 2022
 16.67 % OF THE FISCAL YEAR HAS ELAPSED

	<u>Revised Budget</u>	<u>Current Year To Date</u>	<u>Current Year % of Budget</u>
Revenues:			
Investments	\$ -	\$ 13,536	
Misc Revenue	108,788	574	0.53%
Other Sources	4,956,472	4,956,472	100.00%
Total Revenues	\$ 5,065,260	\$ 4,970,582	98.13%

	<u>Revised Budget</u>	<u>Current Year To Date</u>	<u>Current Year % of Budget</u>
Expenditures:			
Contractual Services	\$ 6,538	\$ 23	0.35%
Debt Service	364,706	-	0.00%
Transfers Out	118,374	-	0.00%
Total Expenditures	\$ 489,618	\$ 23	0.00%
Net Revenue (Shortfall)	\$ 4,575,642	\$ 4,970,559	98.13%


Local Assessment District Fund Summary of Cash and Investments

Cash	\$ 200,204
Investments	5,533,557
	<u>\$ 5,733,761</u>


City of Casper, Wyoming Local Assessment District Fund Summary of Revenues and Expenditures

For Fiscal Year 2023 as of August 31, 2022
16.67 % OF THE FISCAL YEAR HAS ELAPSED

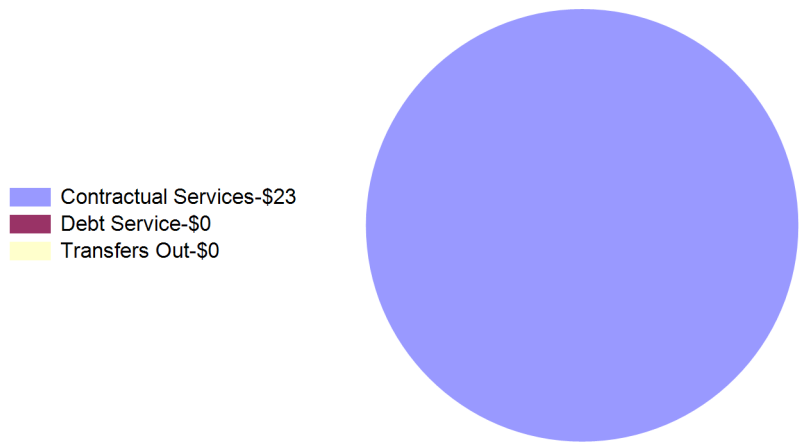
Year To Date Revenues
\$4,970,582



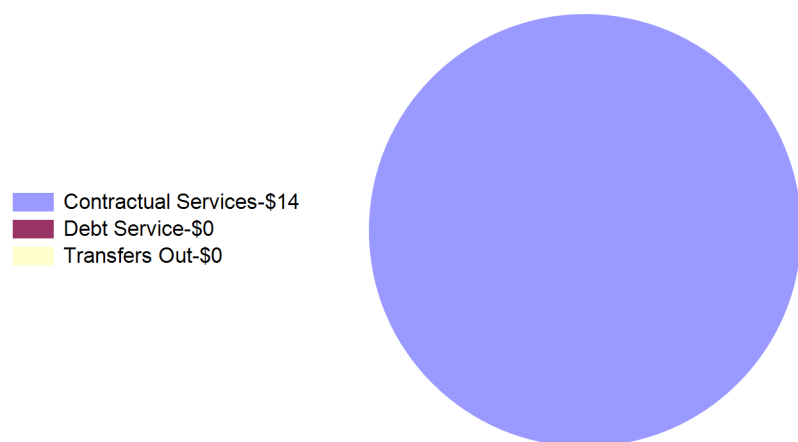
Month To Date Revenues
\$4,970,742



Year To Date Expenditures
\$23



Month To Date Expenditures
\$14



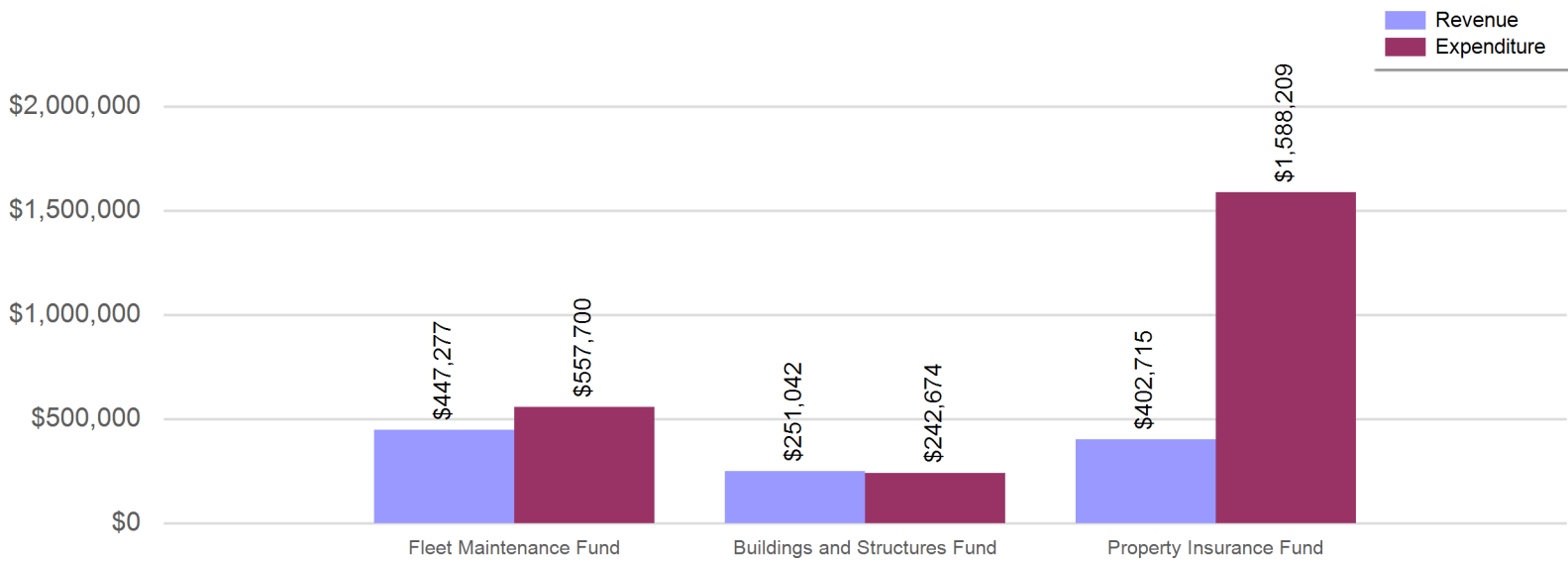
City of Casper, Wyoming
Internal Service Funds Consolidated Balance Sheet

For Fiscal Year 2023 as of August 31, 2022
 16.67 % OF THE FISCAL YEAR HAS ELASPED

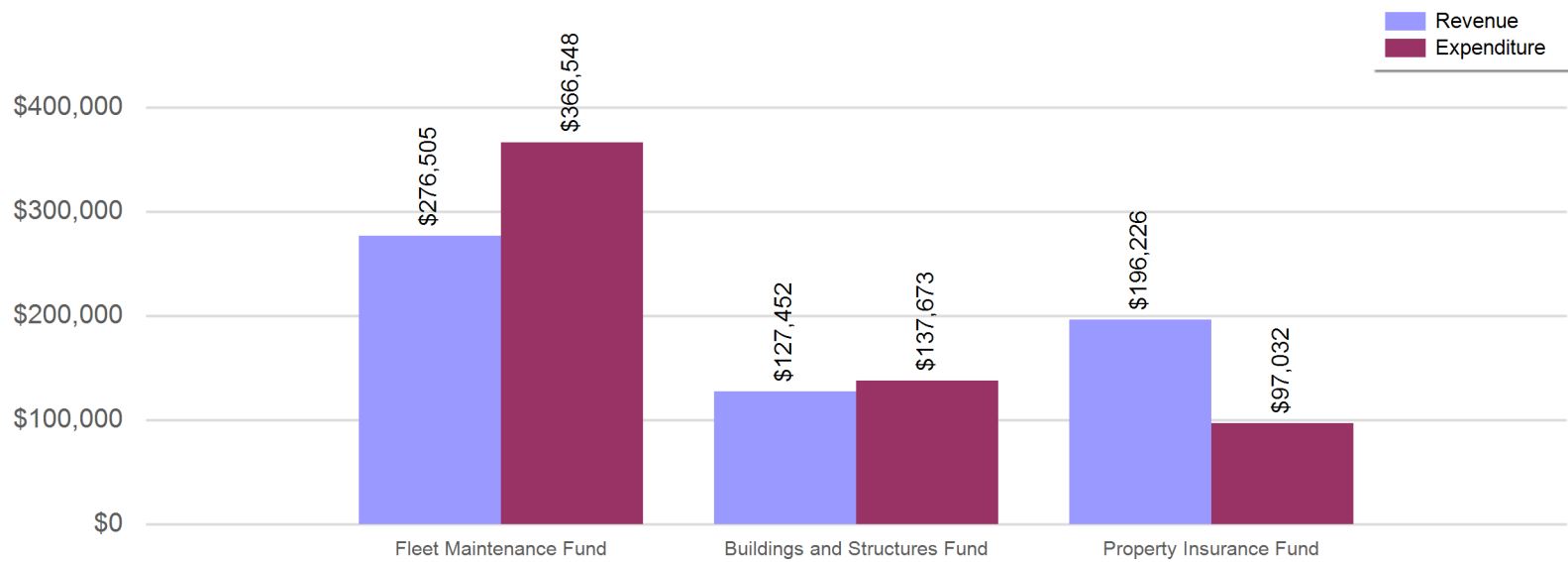
	Fleet Maintenance Fund	Buildings and Structures Fund	Property Insurance Fund
ASSETS			
Current Assets			
Cash	\$ 245,254	\$ 421,526	\$ (881,909)
Investments			-
Market Adjustments			-
Inventory	38,718		
Interest Receivable			-
Accounts Receivable	46,234	5,908	26,840
Total Current Assets	330,206	427,434	(855,070)
Capital Assets			
Equipment	589,674	199,618	
Accumulated Depreciation	(586,975)	(191,367)	
Total Capital Assets	2,699	8,251	
Total Assets	\$ 332,905	\$ 435,686	\$ (855,070)
DEFERRED OUTFLOWS OF RESOURCES			
Total Deferred Outflows Of Resources	\$ 639,481	\$ 533,259	\$ 71,076
LIABILITIES			
Current Liabilities			
Accounts Payable	\$ 173,761	\$ 57,850	\$ 46,565
Accrued Wages and Benefits Payable	26,703	18,747	9,993
Total Current Liabilities	200,464	76,597	56,558
Non-Current Liabilities			
Accrued Comp ABS	39,163	30,809	9,492
Net Pension Liability	443,722	304,485	165,248
Net OPEB Liability	659,074	565,856	42,975
Total Non-Current Liabilities	1,141,959	901,151	217,715
Total Liabilities	\$ 1,342,423	\$ 977,747	\$ 274,273
DEFERRED INFLOWS OF RESOURCES			
Total Deferred Inflows Of Resources	\$ 410,198	\$ 293,211	\$ 130,351
NET POSITION			
Net Investment in Capital Assets	\$ 2,699	\$ 8,251	\$
Unrestricted	(782,934)	(310,264)	(1,188,618)
Total Net Position	\$ (780,236)	\$ (302,013)	\$ (1,188,618)

City of Casper, Wyoming
Internal Service Funds Revenue and Expenditure Comparison
 For Fiscal Year 2023 as of August 31, 2022
 16.67 % OF THE FISCAL YEAR HAS ELAPSED

Internal Service Funds YTD Revenue and Expenditure Comparison



Internal Service Funds MTD Revenue and Expenditure Comparison



City of Casper, Wyoming
Fleet Maintenance Fund Statement of Revenues and Expenditures

For Fiscal Year 2023 as of August 31, 2022
 16.67 % OF THE FISCAL YEAR HAS ELAPSED

	Revised Budget	Current Year To Date	Current Year % of Budget
Revenues:			
Goods and Svcs Rev	\$ 2,445,927	\$ 331,375	13.55%
Misc Revenue	972,000	115,902	11.92%
Total Revenues	\$ 3,417,927	\$ 447,277	13.09%

	Revised Budget	Current Year To Date	Current Year % of Budget
Expenditures:			
Personnel Services	\$ 969,340	\$ 141,697	14.62%
Materials & Supplies	1,825,001	339,886	18.62%
Contractual Services	570,811	64,668	11.33%
Other Costs	31,475	4,829	15.34%
Utility Expense	21,300	6,620	31.08%
Total Expenditures	\$ 3,417,927	\$ 557,700	16.32%
Net Revenue (Shortfall)	\$ -	\$ (110,423)	-3.23%

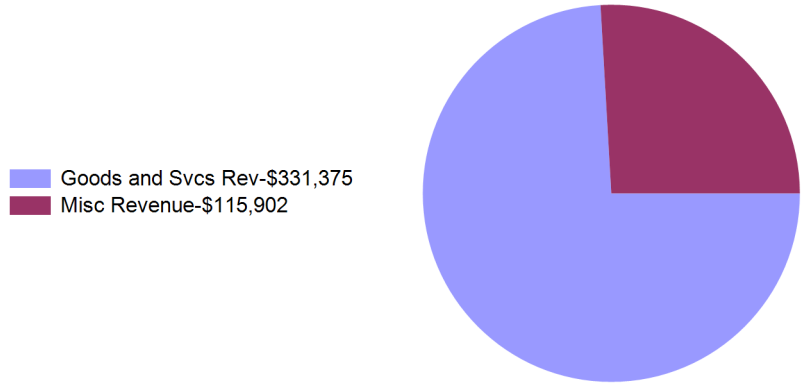
Fleet Maintenance Fund Summary of Cash and Investments

Cash	\$ 245,254
Investments	-
	\$ 245,254

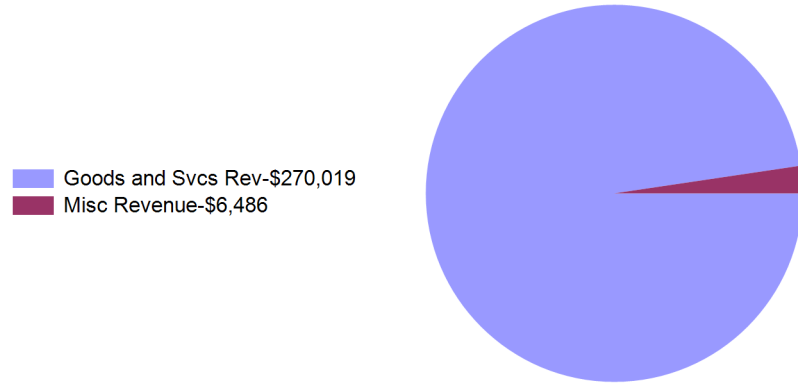
City of Casper, Wyoming Fleet Maintenance Fund Summary of Revenues and Expenditures

For Fiscal Year 2023 as of August 31, 2022
16.67 % OF THE FISCAL YEAR HAS ELAPSED

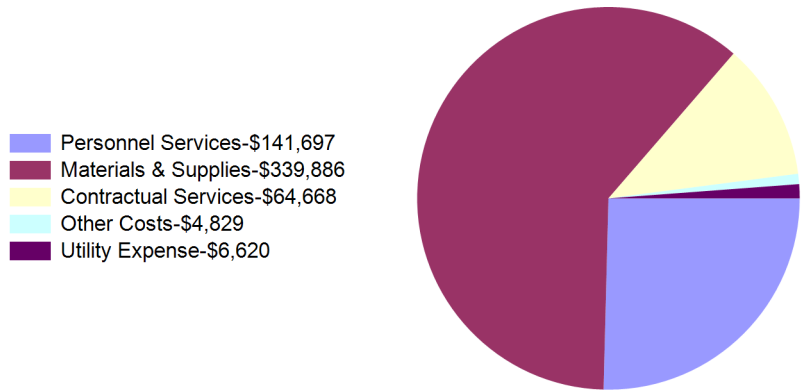
Year To Date Revenues
\$447,277



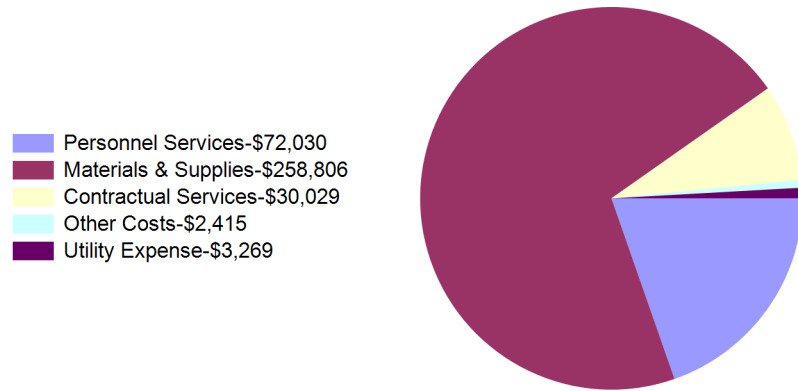
Month To Date Revenues
\$276,505



Year To Date Expenditures
\$557,700



Month To Date Expenditures
\$366,548



City of Casper, Wyoming
Buildings & Structures Fund Statement of Revenues and Expenditures

For Fiscal Year 2023 as of August 31, 2022
 16.67 % OF THE FISCAL YEAR HAS ELAPSED

	<u>Revised Budget</u>	<u>Current Year To Date</u>	<u>Current Year % of Budget</u>
Revenues:			
Goods and Svcs Rev	\$ 1,536,459	\$ 250,218	16.29%
Other Sources	4,940	823	16.67%
Total Revenues	\$ 1,541,399	\$ 251,042	16.29%

	<u>Revised Budget</u>	<u>Current Year To Date</u>	<u>Current Year % of Budget</u>
Expenditures:			
Personnel Services	\$ 1,066,110	\$ 136,476	12.80%
Materials & Supplies	277,793	65,940	23.74%
Contractual Services	165,371	34,518	20.87%
Transfers Out	3,750	-	0.00%
Other Costs	38,694	5,366	13.87%
Utility Expense	4,196	375	8.93%
Total Expenditures	\$ 1,555,914	\$ 242,674	15.60%
Net Revenue (Shortfall)	\$ (14,515)	\$ 8,368	0.69%

Buildings & Structures Fund Summary of Cash and Investments

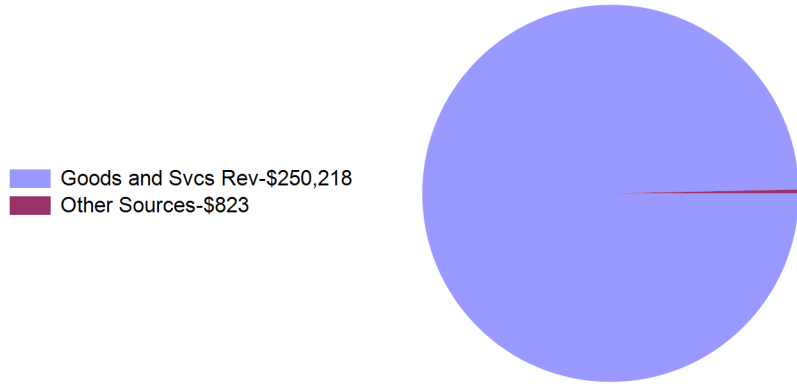
Cash	\$ 421,526
Investments	-
	<u>\$ 421,526</u>

City of Casper, Wyoming

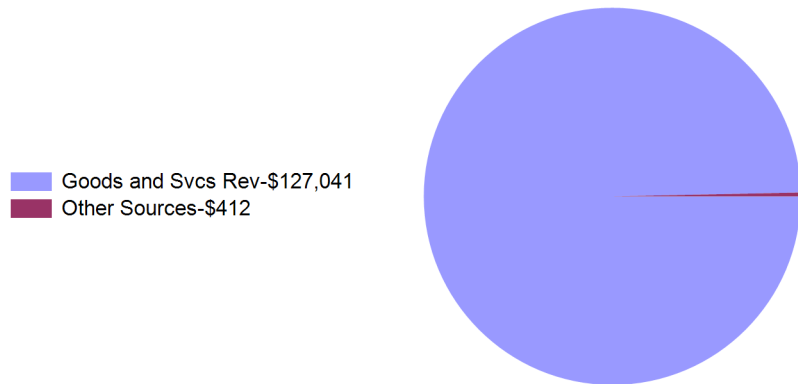
Buildings & Structures Fund Summary of Revenues and Expenditures

For Fiscal Year 2023 as of August 31, 2022
16.67 % OF THE FISCAL YEAR HAS ELAPSED

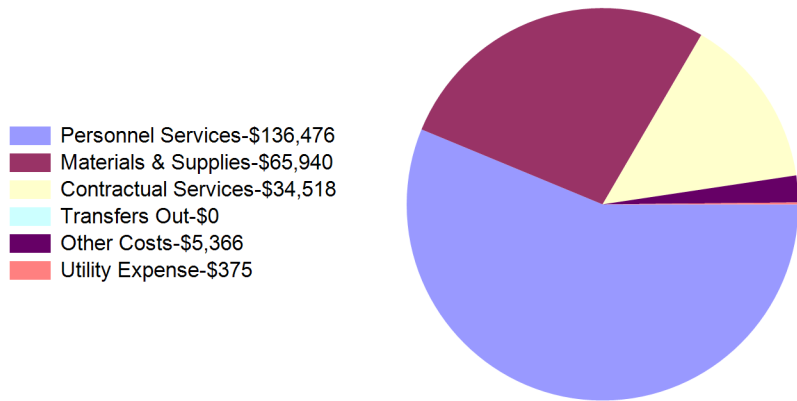
Year To Date Revenues
\$251,042



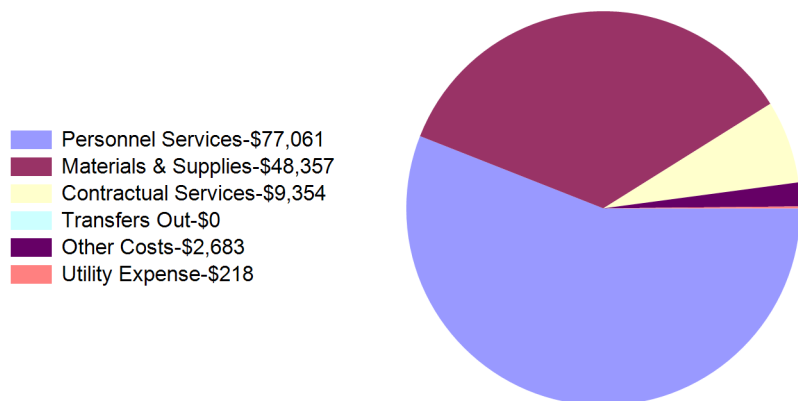
Month To Date Revenues
\$127,452



Year To Date Expenditures
\$242,674



Month To Date Expenditures
\$137,673



City of Casper, Wyoming
Property Insurance Fund Statement of Revenues and Expenditures

For Fiscal Year 2023 as of August 31, 2022
 16.67 % OF THE FISCAL YEAR HAS ELAPSED

	Revised Budget	Current Year To Date	Current Year % of Budget
Revenues:			
Intergovernmental	\$ 10,000	\$ -	0.00%
Goods and Svcs Rev	2,433,512	392,452	16.13%
Misc Revenue	168,500	10,262	6.09%
Total Revenues	\$ 2,612,012	\$ 402,715	15.42%

	Revised Budget	Current Year To Date	Current Year % of Budget
Expenditures:			
Personnel Services	\$ 347,976	\$ 53,390	15.34%
Materials & Supplies	267,775	50,778	18.96%
Contractual Services	107,966	24,390	22.59%
Capital Outlay	148,662	972	0.65%
Transfers Out	5,000	-	0.00%
Other Costs	1,487,460	1,458,679	98.07%
Utility Expense	2,150	-	0.00%
Total Expenditures	\$ 2,366,989	\$ 1,588,209	67.10%
Net Revenue (Shortfall)	\$ 245,023	\$ (1,185,494)	-51.68%

Property Insurance Fund Summary of Cash and Investments

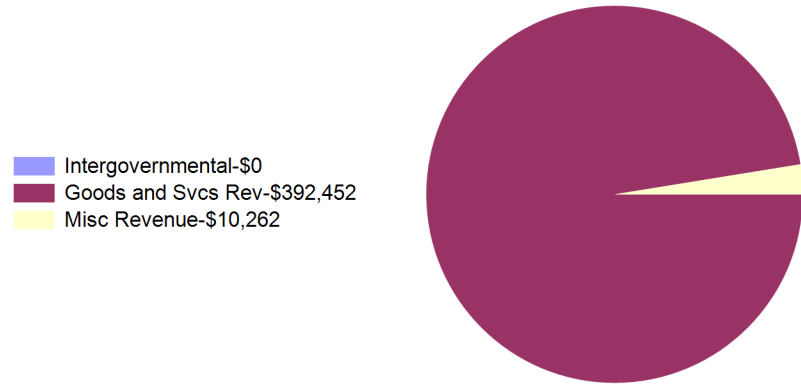
Cash	\$ (881,909)
Investments	-
	\$ (881,909)

City of Casper, Wyoming

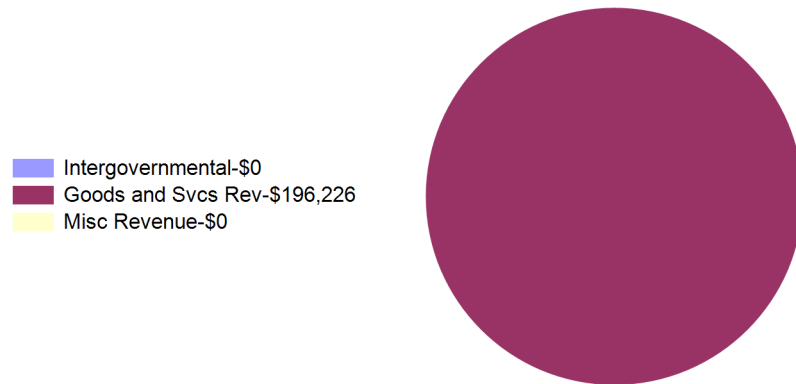
Property Insurance Fund Summary of Revenues and Expenditures

For Fiscal Year 2023 as of August 31, 2022
16.67 % OF THE FISCAL YEAR HAS ELAPSED

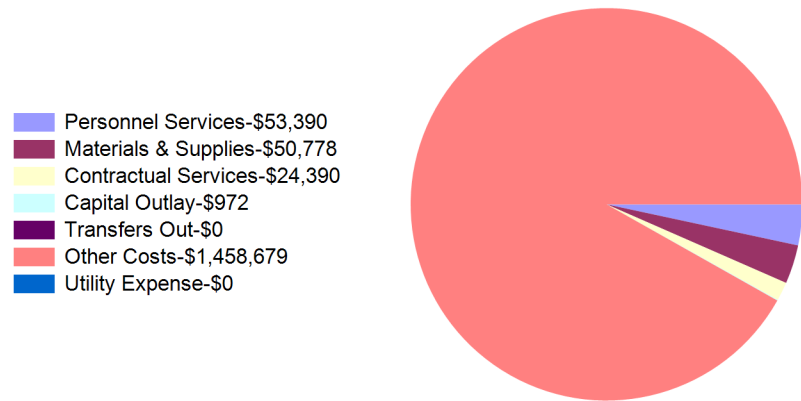
Year To Date Revenues
\$402,715



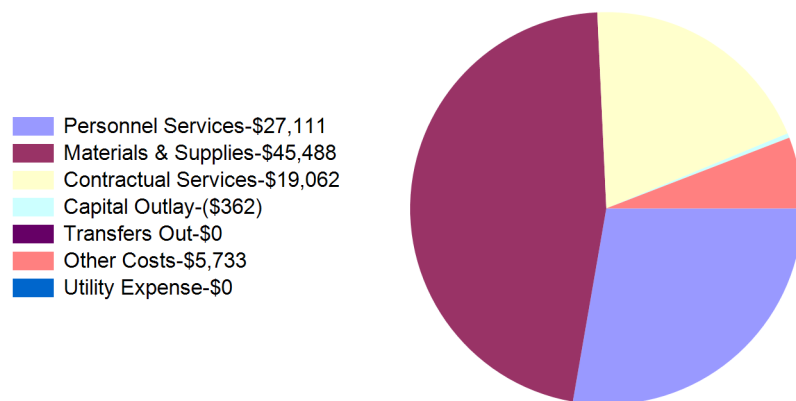
Month To Date Revenues
\$196,226



Year To Date Expenditures
\$1,588,209



Month To Date Expenditures
\$97,032



City of Casper, Wyoming

Trust & Agency Funds Consolidated Balance Sheet

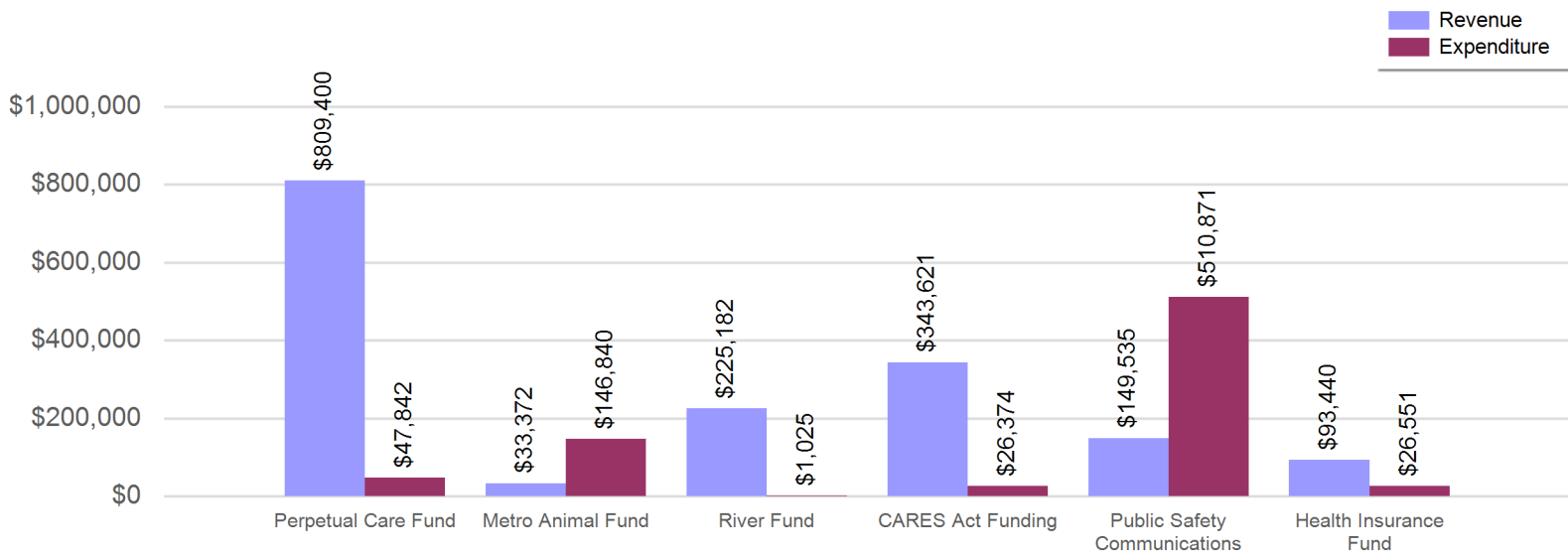
For Fiscal Year 2023 as of August 31, 2022

16.67 % OF THE FISCAL YEAR HAS ELAPSED

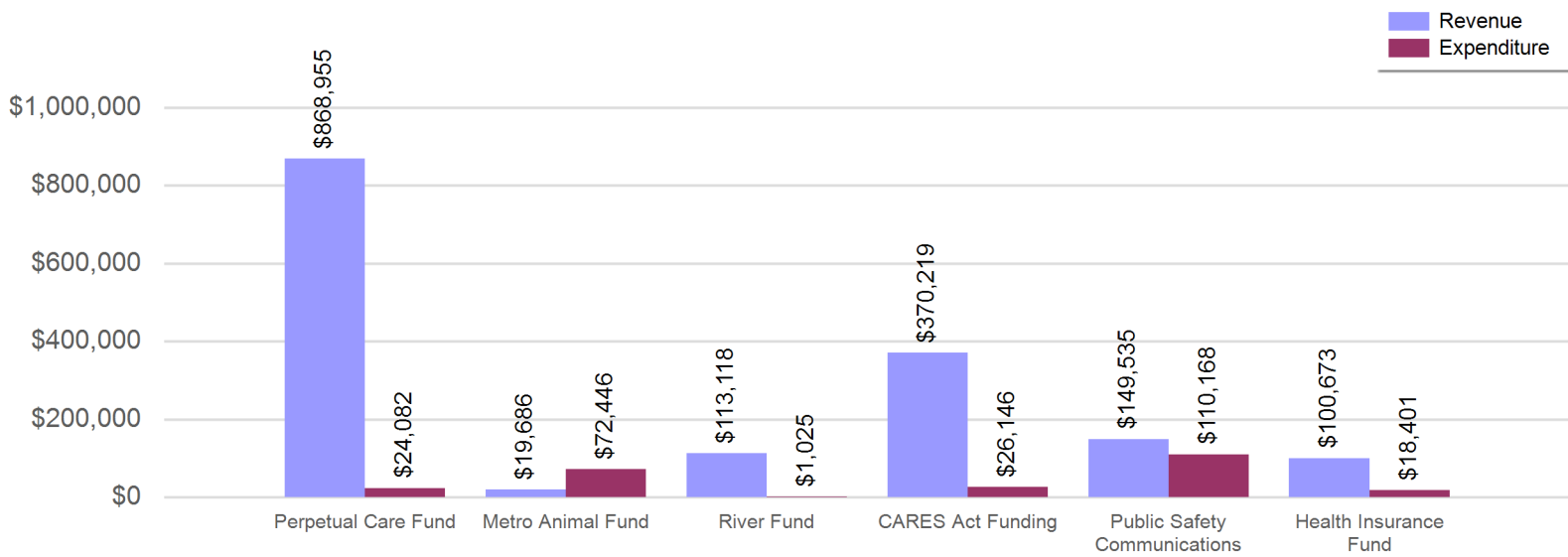
	Perpetual Care Fund	Metro Animal Fund	River Fund	CARES Act Funding	Public Safety Communications	Health Insurance Fund
ASSETS						
Current Assets						
Cash	\$ 504,747	\$ 305,948	\$ 745,989	\$ 11,089	\$ 404,622	\$ 171,109
Investments	28,937,998	540,369	100,001	12,235,888		3,340,861
Market Adjustments	-	-		-		-
Interest Receivable	-	-		-		-
Loans Receivable	1,027,911					
Accounts Receivable	-	5,517	-		158	
Prepaid Expenses					35,002	
Total Current Assets	30,470,656	851,834	845,990	12,246,978	439,781	3,511,970
Total Assets	\$ 30,470,656	\$ 851,834	\$ 845,990	\$ 12,246,978	\$ 439,781	\$ 3,511,970
LIABILITIES						
Current Liabilities						
Accounts Payable	\$ -	\$ 39,506	\$ 251	\$ 532	\$ 50,897	\$ 70,890
Accrued Wages and Benefits Payable		20,515	-	-	60,975	
Deferred Revenue			223,000	1,115,446		
Total Current Liabilities	-	60,021	223,251	1,115,978	111,872	70,890
Non-Current Liabilities						
Funds Held in Trust						-
Total Non-Current Liabilities						-
Total Liabilities	\$ -	\$ 60,021	\$ 223,251	\$ 1,115,978	\$ 111,872	\$ 70,890
NET POSITION						
Unrestricted	\$ 30,470,656	\$ 791,813	\$ 622,739	\$ 11,131,000	\$ 327,909	\$ 3,441,080
Total Net Position	\$ 30,470,656	\$ 791,813	\$ 622,739	\$ 11,131,000	\$ 327,909	\$ 3,441,080

City of Casper, Wyoming
Trust & Agency Funds Revenue and Expenditure Comparison
 For Fiscal Year 2023 as of August 31, 2022
 16.67 % OF THE FISCAL YEAR HAS ELAPSED

Trust & Agency Funds YTD Revenue and Expenditure Comparison



Trust & Agency Funds MTD Revenue and Expenditure Comparison



City of Casper, Wyoming
Perpetual Care Fund Statement of Revenues and Expenditures
For Fiscal Year 2023 as of August 31, 2022
16.67 % OF THE FISCAL YEAR HAS ELAPSED

	Revised Budget	Current Year To Date	Current Year % of Budget
Revenues:			
Investments	\$ -	\$ 821,457	
Misc Revenue	315,922	(16,181)	-5.12%
Other Sources	24,747	4,125	16.67%
Total Revenues	\$ 340,669	\$ 809,400	237.59%

	Revised Budget	Current Year To Date	Current Year % of Budget
Expenditures:			
Contractual Services	\$ 22,014	\$ 1,388	6.31%
Transfers Out	308,722	46,454	15.05%
Total Expenditures	\$ 330,736	\$ 47,842	14.47%
Net Revenue (Shortfall)	\$ 9,933	\$ 761,559	223.13%

Perpetual Care Fund Summary of Cash and Investments

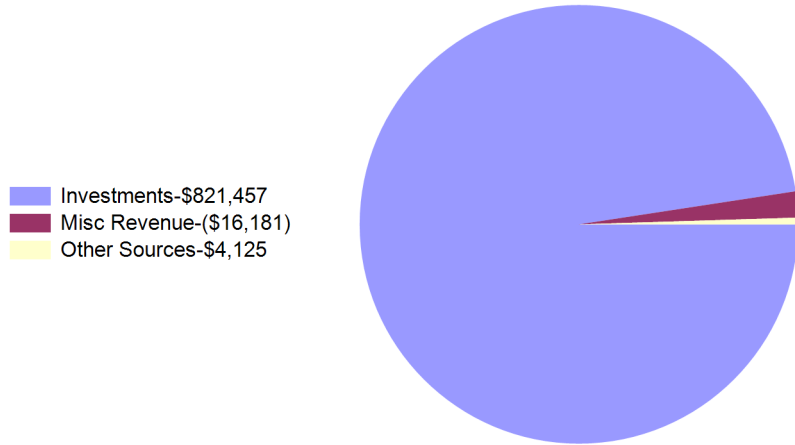
Cash	\$ 504,747
Investments	28,937,998
	\$ 29,442,745

City of Casper, Wyoming

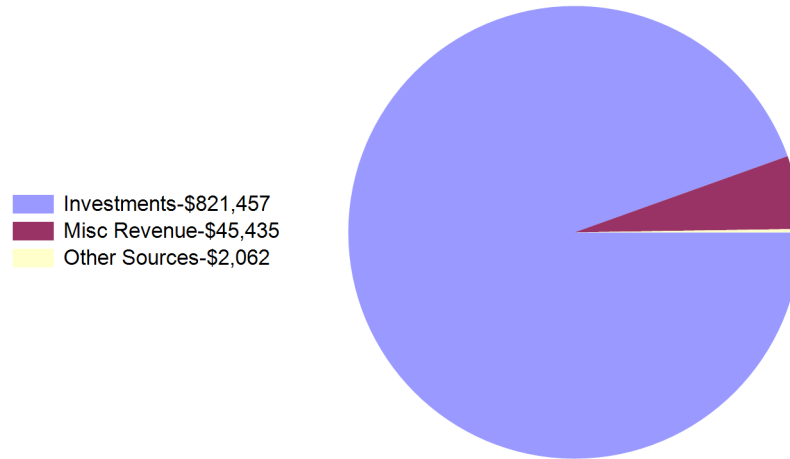
Perpetual Care Fund Summary of Revenues and Expenditures

For Fiscal Year 2023 as of August 31, 2022
16.67 % OF THE FISCAL YEAR HAS ELAPSED

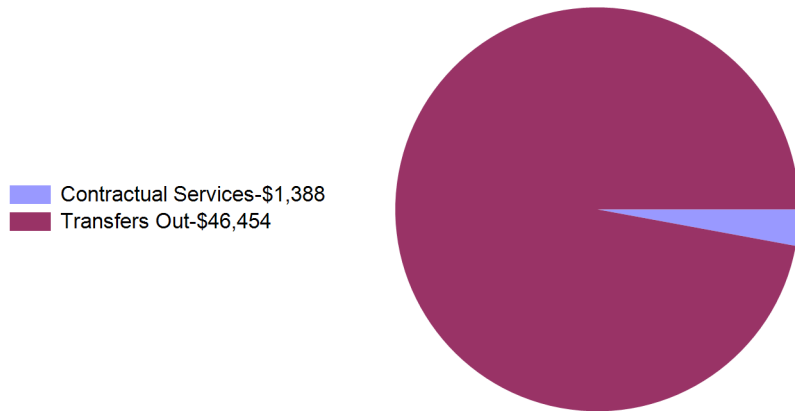
Year To Date Revenues
\$809,400



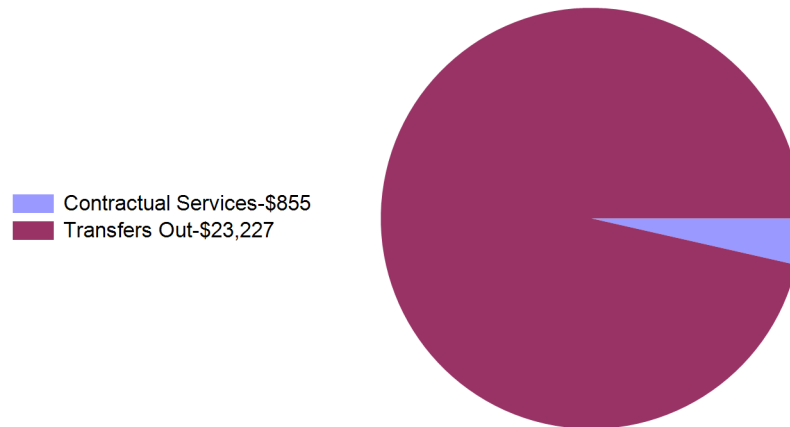
Month To Date Revenues
\$868,955



Year To Date Expenditures
\$47,842



Month To Date Expenditures
\$24,082



City of Casper, Wyoming
Metro Fund Statement of Revenues and Expenditures
For Fiscal Year 2023 as of August 31, 2022
16.67 % OF THE FISCAL YEAR HAS ELAPSED

	<u>Revised Budget</u>	<u>Current Year To Date</u>	<u>Current Year % of Budget</u>
Revenues:			
Investments	\$ -	\$ 15,446	
Licences and Permits	5,000	400	8.00%
Intergovernmental	224,012	10,671	4.76%
Goods and Svcs Rev	31,000	5,699	18.38%
Misc Revenue	26,510	1,155	4.36%
Other Sources	1,189,781	-	0.00%
Total Revenues	\$ 1,476,303	\$ 33,372	2.26%

	<u>Revised Budget</u>	<u>Current Year To Date</u>	<u>Current Year % of Budget</u>
Expenditures:			
Personnel Services	\$ 959,535	\$ 107,440	11.20%
Materials & Supplies	171,278	11,033	6.44%
Contractual Services	111,157	20,522	18.46%
Capital Outlay	216,267	-	0.00%
Transfers Out	117,157	-	0.00%
Other Costs	56,061	6,010	10.72%
Utility Expense	16,500	1,835	11.12%
Total Expenditures	\$ 1,647,955	\$ 146,840	8.91%
Net Revenue (Shortfall)	\$ (171,652)	\$ (113,468)	-6.65%

Metro Fund Summary of Cash and Investments

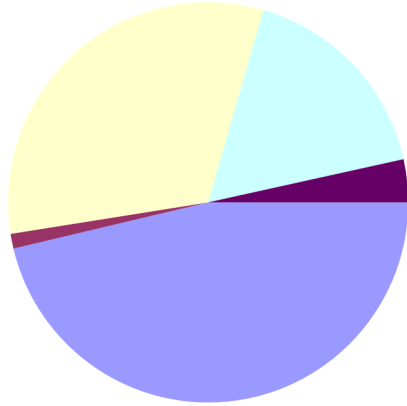
Cash	\$ 305,948
Investments	540,369
	<u>\$ 846,318</u>

City of Casper, Wyoming

Metro Fund Summary of Revenues and Expenditures

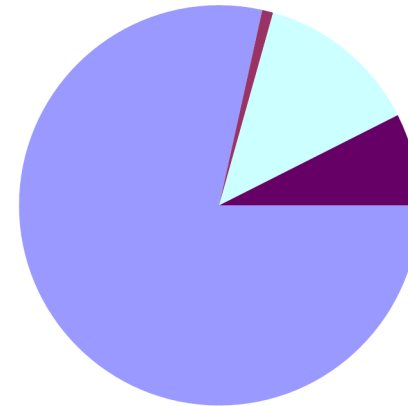
For Fiscal Year 2023 as of August 31, 2022
16.67 % OF THE FISCAL YEAR HAS ELAPSED

Year To Date Revenues
\$33,372



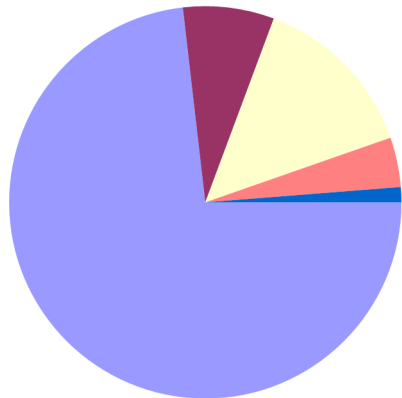
- Investments-\$15,446
- Licences and Permits-\$400
- Intergovernmental-\$10,671
- Goods and Svcs Rev-\$5,699
- Misc Revenue-\$1,155
- Other Sources-\$0

Month To Date Revenues
\$19,686



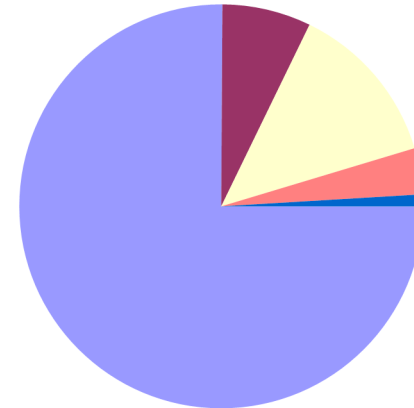
- Investments-\$15,446
- Licences and Permits-\$175
- Intergovernmental-\$0
- Goods and Svcs Rev-\$2,600
- Misc Revenue-\$1,465
- Other Sources-\$0

Year To Date Expenditures
\$146,840



- Personnel Services-\$107,440
- Materials & Supplies-\$11,033
- Contractual Services-\$20,522
- Capital Outlay-\$0
- Transfers Out-\$0
- Other Costs-\$6,010
- Utility Expense-\$1,835

Month To Date Expenditures
\$72,446



- Personnel Services-\$54,403
- Materials & Supplies-\$5,153
- Contractual Services-\$9,522
- Capital Outlay-\$0
- Transfers Out-\$0
- Other Costs-\$2,681
- Utility Expense-\$688

City of Casper, Wyoming
River Fund Statement of Revenues and Expenditures
For Fiscal Year 2023 as of August 31, 2022
16.67 % OF THE FISCAL YEAR HAS ELAPSED

	Revised Budget	Current Year To Date	Current Year % of Budget
Revenues:			
Intergovernmental	\$ 4,669,291	\$ -	0.00%
Misc Revenue	1,265,000	1,055	0.08%
Other Sources	1,379,762	224,127	16.24%
Total Revenues	\$ 7,314,053	\$ 225,182	3.08%
	Revised Budget	Current Year To Date	Current Year % of Budget
Expenditures:			
Personnel Services	\$ 10,000	\$ 676	6.76%
Materials & Supplies	14,660	348	2.38%
Contractual Services	8,000	-	0.00%
Capital Outlay	7,245,040	-	0.00%
Other Costs	850	-	0.00%
Total Expenditures	\$ 7,278,550	\$ 1,025	0.01%
Net Revenue (Shortfall)	\$ 35,503	\$ 224,157	3.06%

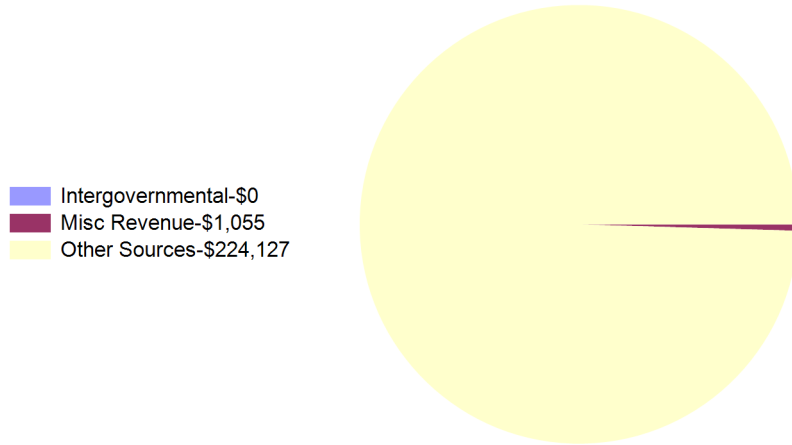
River Fund Summary of Cash and Investments

Cash	\$ 745,989
Investments	100,001
	\$ 845,990

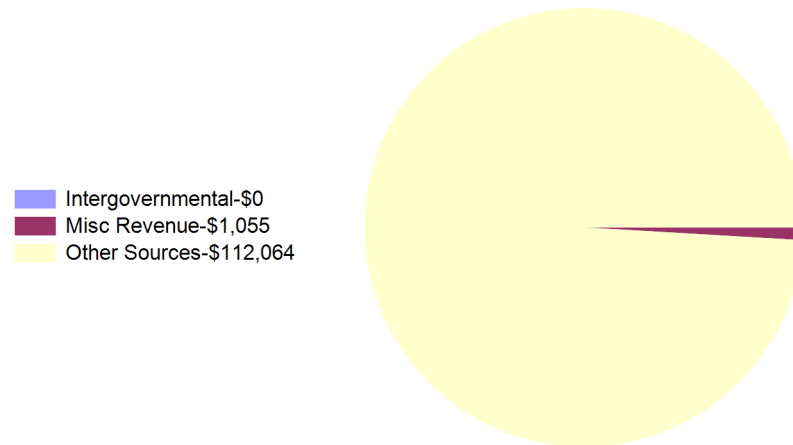
City of Casper, Wyoming River Fund Summary of Revenues and Expenditures

For Fiscal Year 2023 as of August 31, 2022
16.67 % OF THE FISCAL YEAR HAS ELAPSED

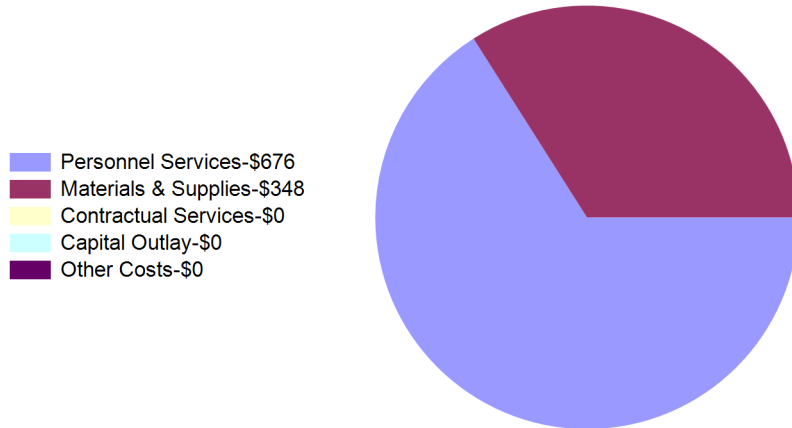
Year To Date Revenues
\$225,182



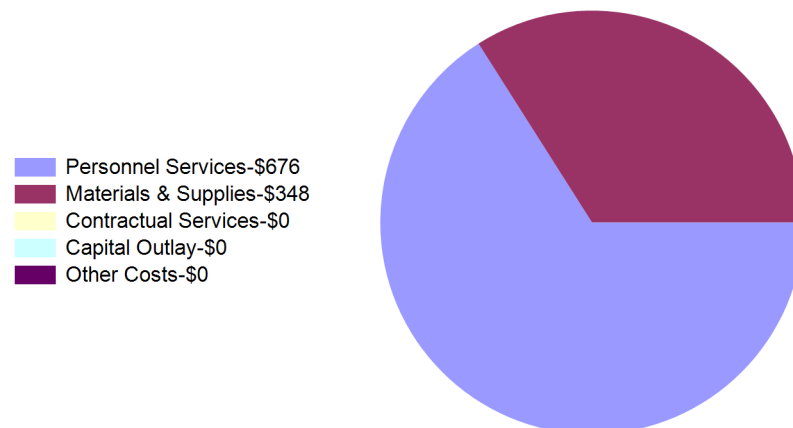
Month To Date Revenues
\$113,118



Year To Date Expenditures
\$1,025



Month To Date Expenditures
\$1,025



City of Casper, Wyoming
CARES Act Funding Statement of Revenues and Expenditures
For Fiscal Year 2023 as of August 31, 2022
16.67 % OF THE FISCAL YEAR HAS ELASPED

	<u>Revised Budget</u>	<u>Current Year To Date</u>	<u>Current Year % of Budget</u>
Revenues:			
Investments	\$ -	\$ 351,184	
Misc Revenue	-	(7,563)	
Total Revenues	\$ -	\$ 343,621	

	<u>Revised Budget</u>	<u>Current Year To Date</u>	<u>Current Year % of Budget</u>
Expenditures:			
Personnel Services	\$ -	\$ 25,780	
Materials & Supplies	3,250	-	0.00%
Contractual Services	-	593	
Capital Outlay	37,300	-	0.00%
Total Expenditures	\$ 40,550	\$ 26,374	65.04%
Net Revenue (Shortfall)	\$ (40,550)	\$ 317,247	#Error

CARES Act Funding Summary of Cash and Investments

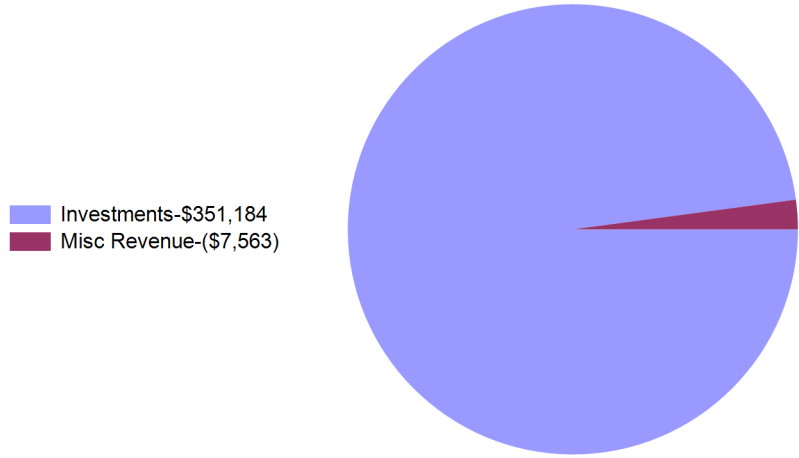
Cash	\$ 11,089
Investments	12,235,888
	<u>\$ 12,246,978</u>

City of Casper, Wyoming

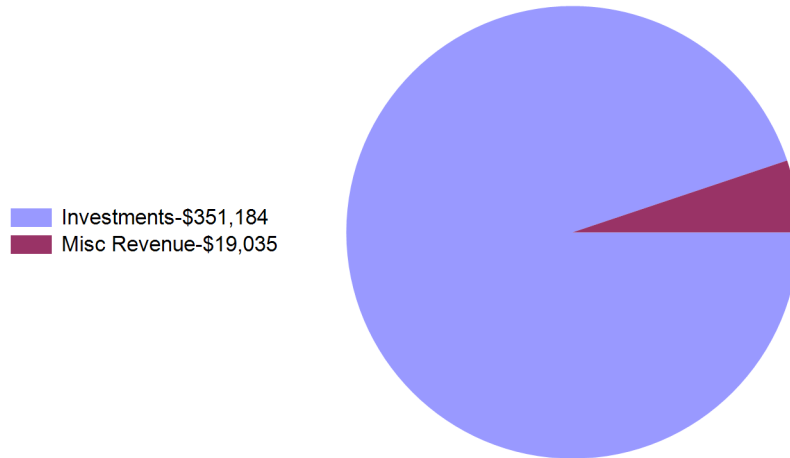
CARES Act Funding Summary of Revenues and Expenditures

For Fiscal Year 2023 as of August 31, 2022
16.67 % OF THE FISCAL YEAR HAS ELAPSED

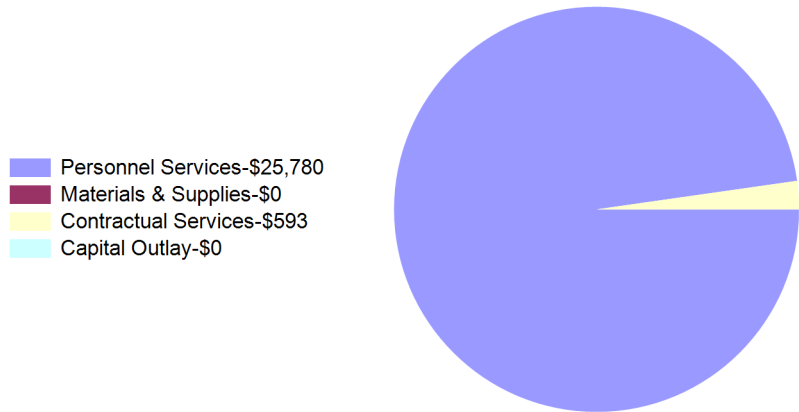
Year To Date Revenues
\$343,621



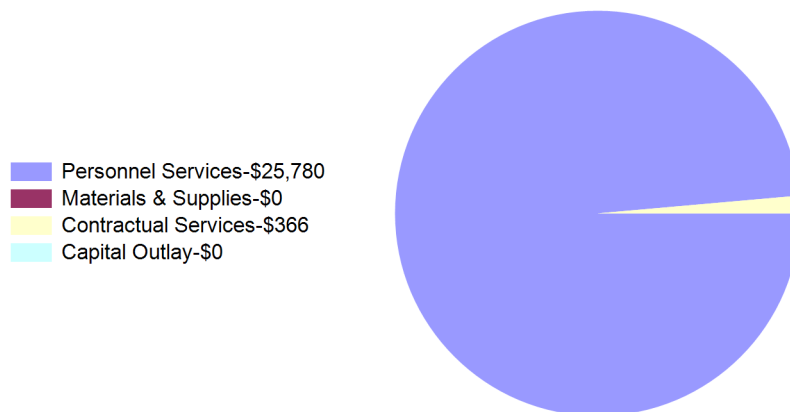
Month To Date Revenues
\$370,219



Year To Date Expenditures
\$26,374



Month To Date Expenditures
\$26,146



City of Casper, Wyoming
PSCC Fund Statement of Revenues and Expenditures
For Fiscal Year 2023 as of August 31, 2022
16.67 % OF THE FISCAL YEAR HAS ELAPSED

	<u>Revised Budget</u>	<u>Current Year To Date</u>	<u>Current Year % of Budget</u>
Revenues:			
Intergovernmental	\$ 602,030	\$ -	0.00%
Goods and Svcs Rev	178,332	-	0.00%
Misc Revenue	750,000	149,535	19.94%
Other Sources	1,403,069	-	0.00%
Total Revenues	\$ 2,933,431	\$ 149,535	5.10%

	<u>Revised Budget</u>	<u>Current Year To Date</u>	<u>Current Year % of Budget</u>
Expenditures:			
Personnel Services	\$ 1,837,358	\$ 251,795	13.70%
Materials & Supplies	43,058	1,576	3.66%
Contractual Services	638,191	232,439	36.42%
Capital Outlay	220,475	-	0.00%
Other Costs	85,481	12,064	14.11%
Utility Expense	150,000	12,997	8.66%
Total Expenditures	\$ 2,974,563	\$ 510,871	17.17%
Net Revenue (Shortfall)	\$ (41,132)	\$ (361,336)	-12.08%


PSCC Fund Summary of Cash and Investments

Cash	\$ 404,622
Investments	-
	<u>\$ 404,622</u>

City of Casper, Wyoming PSCC Fund Summary of Revenues and Expenditures


For Fiscal Year 2023 as of August 31, 2022
16.67 % OF THE FISCAL YEAR HAS ELAPSED

Year To Date Revenues
\$149,535



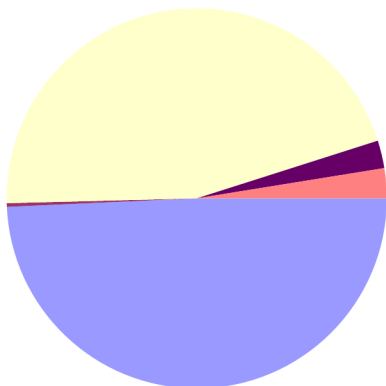
- Intergovernmental-\$0
- Goods and Svcs Rev-\$0
- Misc Revenue-\$149,535
- Other Sources-\$0

Month To Date Revenues
\$149,535



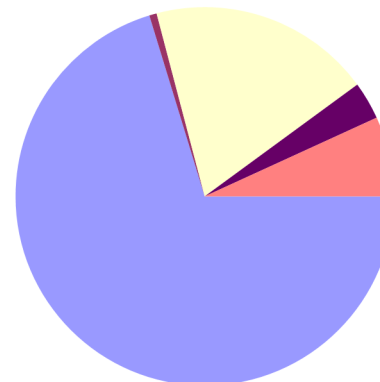
- Intergovernmental-\$0
- Goods and Svcs Rev-\$0
- Misc Revenue-\$149,535
- Other Sources-\$0

Year To Date Expenditures
\$510,871



- Personnel Services-\$251,795
- Materials & Supplies-\$1,576
- Contractual Services-\$232,439
- Capital Outlay-\$0
- Other Costs-\$12,064
- Utility Expense-\$12,997

Month To Date Expenditures
\$110,168



- Personnel Services-\$125,003
- Materials & Supplies-\$1,131
- Contractual Services-(\$33,859)
- Capital Outlay-\$0
- Other Costs-\$5,748
- Utility Expense-\$12,145

City of Casper, Wyoming
Health Insurance Fund Statement of Revenues and Expenditures
For Fiscal Year 2023 as of August 31, 2022
16.67 % OF THE FISCAL YEAR HAS ELAPSED

	<u>Revised Budget</u>	<u>Current Year To Date</u>	<u>Current Year % of Budget</u>
Revenues:			
Investments	\$ -	\$ 95,496	
Misc Revenue	25,576	(2,057)	-8.04%
Total Revenues	\$ 25,576	\$ 93,440	365.34%

	<u>Revised Budget</u>	<u>Current Year To Date</u>	<u>Current Year % of Budget</u>
Expenditures:			
Personnel Services	\$ 33,500	\$ -	0.00%
Materials & Supplies	6,700	270	4.04%
Contractual Services	361,824	26,281	7.26%
Other Costs	15,300	-	0.00%
Total Expenditures	\$ 417,324	\$ 26,551	6.36%
Net Revenue (Shortfall)	\$ (391,748)	\$ 66,889	358.98%

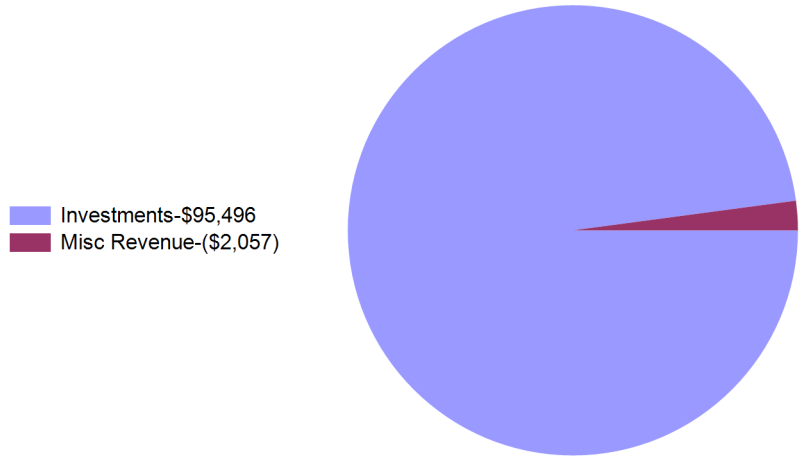
Health Insurance Fund Summary of Cash and Investments

Cash	\$ 171,109
Investments	3,340,861
	<u>\$ 3,511,970</u>

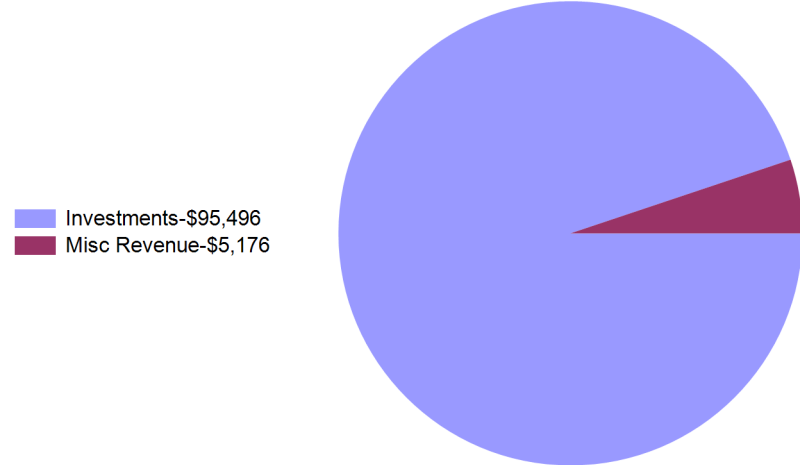
City of Casper, Wyoming Health Insurance Fund Summary of Revenues and Expenditures

For Fiscal Year 2023 as of August 31, 2022
16.67 % OF THE FISCAL YEAR HAS ELAPSED

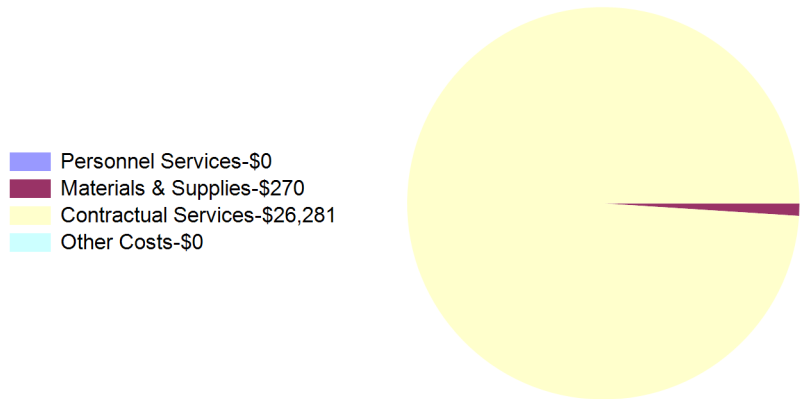
Year To Date Revenues
\$93,440



Month To Date Revenues
\$100,673



Year To Date Expenditures
\$26,551



Month To Date Expenditures
\$18,401

